











DESIGN HOODS

FCH 600 X



	External dimension 60 cm		Stainless Steel
	Wall-hung installation		Energy Class Efficiency
	Perimeter extraction		Noise level: 53-63 dBA
	Suction		Filtering
	LED lighting		Suction Power (max) 787 m ³ /h

WALL-MOUNTED HOODS

Steel finish
Energy Class A

PERFORMANCE

Suction power up to 787 m³/h
4 extraction speeds
Auto power off
Extraction function pre-configured for filters
Sound level 53-63 dBA

FEATURES

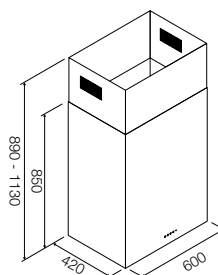
Soft touch
LED lighting
Internal aluminium anti-grease filters
Rated power 280W
Air outlet minimum Ø 150 mm
Non-return air valve (extraction)

STANDARD ACCESSORIES

Power cable

OPTIONAL ACCESSORIES

KITCF 009: charcoal filters for filtering version



Stainless steel
FCH 600 X
Code EAN 8019801015764



Set of 2 charcoal filters
KITCF009
Code EAN 8019801015863