

FULGOR
MILANO

SINCE
YOUR LIFE | OUR PASSION
1949

FULGOR

MILANO

The kitchen is the place where people share the best moments. It is a place where people meet to converse and share in time honored traditions; but it also holds the opportunity to experiment. The kitchen is the realm of the senses, where flavors combine with smells, colors and different textures of dishes.

It is a place filled with emotion.

This is why Fulgor Milano focuses on the kitchen as a living space.

Technology alone is not enough to make this space a true place to come together and share experiences. You also need passion and love for what goes on everyday around the stove.

The new collection from Fulgor Milano stems from this idea. Characterized by both minor and major innovations which are focused on the functionality of details to make everything you do in the kitchen simpler, more immediate and spontaneous.

SINCE

YOUR LIFE | OUR PASSION

1949



FULGOR
MILANO

INDEX

page 4	PROFESSIONAL	page 168	COOKER HOODS
page 14	RANGE COOKERS	page 170	PLANO HOODS
page 17	MULTIFUNCTION 30" OVEN	page 174	LIFT HOODS
page 18	RANGE TOP GAS	page 180	DESIGN HOODS
page 19	RANGE HOOD		
page 20	GAS OUTDOOR BARBECUE		
		page 192	WASHING
		page 194	SINKS
		page 208	DISHWASHERS
page 28	Ovens	page 216	FOOD STORAGE - COOLING&FREEZING
page 42	LARGE MULTIFUNCTION 30"	page 220	COMBI REFRIGERATORS
page 46	MULTIFUNCTION 60	page 224	SINGLE DOOR REFRIGERATORS
page 59	GAS 60	page 226	STAINLESS STEEL COOLER AND FREEZER
page 61	MULTIFUNCTION 75	page 230	WINE CELLARS
page 62	MULTIFUNCTION 90X48		
page 64	MULTIFUNCTION 90X60	page 234	ACCESSORIES
page 69	GAS 90X60	page 236	Ovens
page 70	COMPACT 45	page 238	COMPACT 45
page 72	STEAM	page 239	HOBS
page 78	MICROWAVE	page 240	HOODS
page 86	MULTIFUNCTION	page 241	SINKS
page 90	WARMING DRAWER		
page 92	SPECIAL 45	page 242	CHARACTERISTICS
page 92	BLAST CHILLER	page 247	Ovens
page 94	VACUUM SEALING DRAWER	page 254	COMPACT 45
page 96	WINE COOLER	page 259	INDUCTION HOBS
page 100	COFFEE MACHINE	page 262	COMBI SET
		page 265	GAS HOBS
page 104	INDUCTION HOBS	page 272	HOODS
page 120	COMBI SET HOBS	page 276	WASHING
page 130	GAS HOBS	page 278	COOLING & FREEZING
		page 282	INSTALLATION Ovens CUT OUT



FULGOR
MILANO

PROFESSIONAL



SOFIA

FULGOR
MILANO

PROFESSIONAL



CLASSIC BEAUTY

Sofia is a solid, generously sized freestanding range with a clean and rigorous style. Designed, developed and engineered in Italy to exceed all expectations of quality, performance and style. Sofia will captivate the most discerning chef with nuanced features that are both traditional yet innovative.

PROFESSIONAL AN EXTRAODINARY COOKTOP FOR YOUR RECIPES



TOTAL CONTROL AND DELICATE POWER

Every aspect of Sofia is beautiful and her gas cooking surface is no exception. Every burner allows you to temper the most delicate chocolate or sear a steak to perfection.



IT ONLY TAKES ONE TOUCH

A large range of functions, a cooking timer, a meat probe, and numerous customisable settings are available.

PROFESSIONAL HIGH PERFORMANCE RANGE



TOTAL VERSATILITY

Six cooking areas, all equipped with double burners and heavy-weight cast iron trivets. Cook what you want, where you want, when you want.

TOTAL ACCESS AT YOUR FINGER TIPS

Multiple baking functions, timed bake, meat probe, and a variety of other customizable settings and baking features.

COOL DOOR

4 thermo-reflecting glass panes door ensures an external temperature of <50°C even during the pyrolytic cleaning cycle (465°C).

REMOVABLE GRILL

The telescopic grill, made from durable material, means you can take your dishes out easily and check to see if the food is cooked.




SOFT CLOSING DOOR

Perfect visibility and clean lines are essential components of Sofia's character. The wide glass, cool touch door is equipped with a shock absorber for stable, assisted closure (soft closing) of the oven.

SOFIA IS AN INDIVIDUAL

We designed a professional range with a style and presence unique to her name. Sofia integrates the use of stainless and brushed aluminum for a design that is elegant and distinctive.



PROFESSIONAL

TECHNOLOGY HAS A SOUL

EASY TO ACCESS AND PACKED WITH FUNCTIONS



PROFESSIONALLY CRAFTED


This multifunction range, combines all the features of a fully-equipped professional range with a stainless steel design which highlights the elegance and uniqueness of Italian style.



WATCH
THE VIDEO

PROFESSIONAL
MULTIFUNCTION RANGE

NEW FSRC 3606 P MG ED 2F X



36" PROFESSIONAL RANGE

Finish: professional stainless steel
Digital Control
Energy Class A

HOB

Powered by natural gas with the option of converting to LPG.
6 burners with dual control adjustment from 350 to 4500W (GN)
Automatic re-ignition
Hob surface in matt black porcelain enamel
Professional cast iron trivets
Steel knobs

MULTIFUNCTION ELECTRONIC OVEN

6 Digit touch control: digital timer + knobs
Dual True convection
PYROLYSIS Self-cleaning
Booster to rapidly reach the pre-selected temperature
Cool touch (< 50°C) with soft closing door
Black porcelain enamel interior

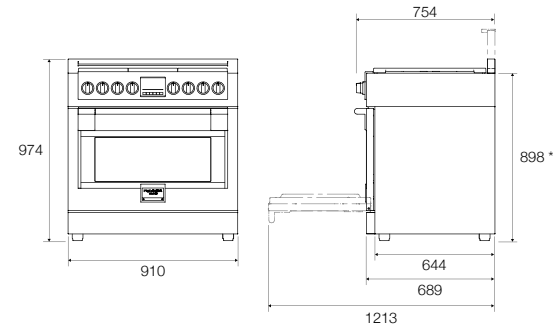
STANDARD OVEN ACCESSORIES:

Probe for checking food temperatures
1 Fully retractable telescopic rack
2 flat metal grills
1 enamel tray with anti-splash insert
Internal lighting
Internal capacity 161 litres

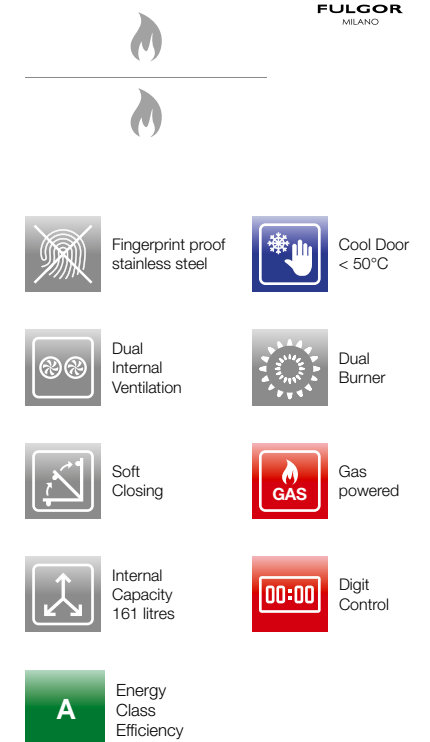
See technical data on page 244



Touch proof stainless steel
FSRC 3606 P MG ED 2F X
Code EAN 8019801017256


PROFESSIONAL
GAS RANGE

NEW FSRC 3606 GG ED 2F X



36" PROFESSIONAL RANGE

Finish: Professional stainless steel
Digital Control
Energy Class A

HOB

Powered by natural gas (option of converting to LPG)
6 burners with dual control adjustment from 350 to 4500W (GN)
Automatic re-ignition
Hob surface in matt black porcelain enamel
Professional cast iron trivets
Steel knobs

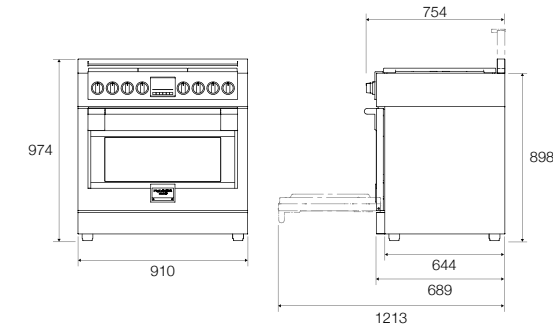
OVEN

Powered by natural gas with the option of converting to LPG
6 Digit touch control: digital timer and knobs
Double convection fan
Cool touch (< 50°C) with soft closing door
Black porcelain enamel interior
Cool touch (< 50°C) with soft closing door
1 Fully retractable telescopic rack
2 chromed racks
1 enamel tray with anti-splash insert
Internal lighting
Internal capacity 161 litres

See technical data on page 244



Touch proof stainless steel
FSRC 3606 GG ED 2F X
Code EAN 8019801017263



PROFESSIONAL
30" INDUCTION RANGE

NEW FSRC 3004 P MI ED 2F X



30" PROFESSIONAL RANGE

Finish: Professional stainless steel
Digital Control: Digital timer and steel knobs

INDUCTION HOB

4 induction cooking zones
Surface in glass ceramic
Cutting-edge technology for high level performance
Booster for each cooking zone
ON/OFF indicators and residual heat (H) indicators
Reheat and low temperature functions

MULTI-FUNCTION ELECTRONIC OVEN

6 Digit touch control: digital timer and knobs
Dual True convection
PYROLYSIS Self-cleaning
Cool touch (< 50°C) with soft closing door
Black porcelain enamel interior
1 Fully retractable telescopic rack
2 chromed racks
1 enamel tray with anti-splash insert
Internal lighting with 3 light sources
Internal capacity 124 litres

STANDARD ACCESSORIES

INDUKIT 4:
kit of 4 inductor discs for cooking
with non-induction pans

See technical data on page 245



Touch proof stainless steel
FSRC 3004 P MI ED 2F X
Code EAN 8019801017270



kit of 4 inductor discs for cooking
with non-induction pans
INDUKIT 4



FULGOR
MILANO



Fingerprint proof
stainless steel



Glass ceramic
surfaces



Dual
Internal
Ventilation



Cool Door
< 50°C



Soft
Closing



Multi-level
cooking



Automatic
self-cleaning
with PYROLYSIS



Digit
Control



Internal
Capacity
124 litres



Energy
Class
Efficiency

30"
PROFESSIONAL MULTIFUNCTION OVEN

NEW FSO 300 P TC 2F X



FULGOR
MILANO



Fingerprint proof
stainless steel



Internal
Capacity
123 litres



Dual
Internal
Ventilation



Cool Door
< 50°C



Soft
Closing



Multi-level
cooking



Automatic
self-cleaning
with PYROLYSIS



Digit
Control

30" PROFESSIONAL OVEN

MULTI-FUNCTION ELECTRONIC SELF-CLEANING

Finish: Professional stainless steel

PERFORMANCE

11 cooking functions
BOOST to rapidly reach the pre-selected temperature
Self-cleaning with PYROLYSIS (2 cycles)

FEATURES

6 Digit touch control: digital timer + stainless steel knobs
Interior in black porcelain enamel
Internal lighting
Internal capacity 123 litres

SAFETY

Dual True convection
PYROLYSIS Self-cleaning
Cool touch (< 50°C) with soft closing door
2 speed tangential cooling ventilation
Keypad and door safety lock function
Smoke catalyst

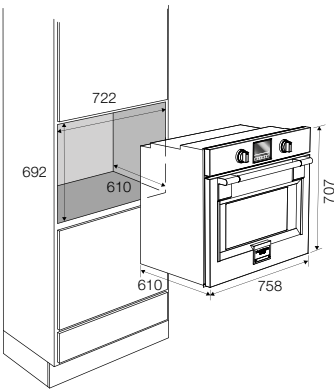
STANDARD ACCESSORIES

Probe for checking meat temperature
1 Fully retractable telescopic rack
2 chromed racks
1 enamel tray with anti-splash insert

See technical data on page 244



Touch proof stainless steel
FSO 300 P TC 2F X
Code EAN 8019801017287





PROFESSIONAL RANGE TOP 36"

NEW FSRT 3606 G X



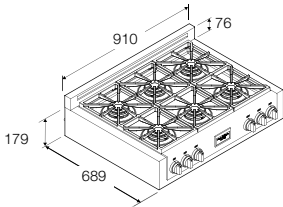
- Fingerprint proof stainless steel
- Gas powered
- Dual Burner

36" RANGE TOP
6 gas burners with dual regulation
Finish: Professional stainless steel and matt black enamelled surface

PERFORMANCE
Adjustable burner power from 350 to 4500W (GN) for simmering and high heat

SAFETY
Electronic ignition with re-ignition
Gas detection and stop gas system

STANDARD ACCESSORIES
Professional cast iron trivets
Professional knobs in stainless steel



See technical data on page 244



Touch proof stainless steel
FSRT 3606 G X
Code EAN 8019801017294

36" PROFESSIONAL RANGE HOOD

NEW FPH 3600 X



- Fingerprint proof stainless steel
- Extraction Capacity (max) 1000 m³/h
- Noise level: 69 dBA
- Wall-hung installation
- LED lighting
- External dimension 36" inches

36" WALL-MOUNTED HOOD
Finish: Professional stainless steel
Energy Class A

PERFORMANCE
Suction power (max) 1000 m³/h
4 extraction speeds
LED lighting
Aluminium motor housing

FEATURES
Stainless steel baffle filters

ACCESSORIES ON REQUEST
Chimney in stainless steel

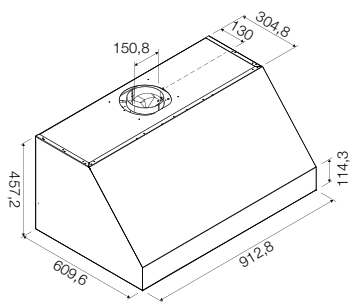
See technical data on page 245



Touch proof stainless steel
FPH 3600 X
Code EAN 8019801018024



Steel chimney for hood
F6CK36-12
Code EAN 8019801018086





FULGOR
MILANO

PROFESSIONAL OUTDOOR BARBECUE



PROFESSIONAL BARBECUE

UNIQUE BUILT-IN BARBECUE
MADE ENTIRELY FROM AISI 316 STAINLESS STEEL

OUTDOOR COOKING

The sheer pleasure of grilling, cooking, roasting meat, fish or vegetables outdoors in your own garden or around the pool, all made easy with the SBQ 1000 GX Outdoor Barbecue.

AISI STEEL 316

Made from AISI steel, resistant to humidity, salt spray and the elements, to guarantee durability.

POWER

Equipped with injectors for natural gas, it also includes injectors for conversion to use with LPG.



GAS BURNERS

4 in-line gas burners with a total power of 14 kW supply enough heat to cook quickly and efficiently.



GRILLING

The large steel grills supplied with the barbecue allow you to cook even large portions or quantities of meat or fish.



FRY TOP

The Fry Top plate allows you to cook vegetables and shellfish directly on the steel surface without added seasonings. The Fry Top and grill racks are easy to position based on cooking requirements.



SAFETY

No electrical connection, burners with gas leak detection and cut-off valve, tool-free maintenance.

PROFESSIONAL BARBECUE

DETAILS THAT MAKE THE DIFFERENCE



QUICK AND EASY CLEANING AND MAINTENANCE

Thanks to its structure and the stainless steel cooking surfaces, cleaning of the barbecue is easy and practical. Stainless steel is a hygienic material which is bacteria-resistant and does not alter the taste of the food with which it comes into contact.



All the elements of the barbecue slot together and can be easily disassembled without using any tools.



The grill racks and plates can be easily removed and washed.



Even the smallest internal components can be removed to thoroughly clean the barbecue.

LIDS

Possibility of choosing between a simple cover which protects the cooking surface after cooking (SBQLL 1000) and a high cover for cooking roasts whilst maintaining the temperature inside. Fitted with a thermometer and a wide-grip handle.



BATTERY FOR IGNITING THE GAS BURNERS

The barbecue comes with a long-lasting battery that lets you ignite the burners electronically, even when you position it far from electrical power supplies.


STEEL KNOBS

Professional size Supreme steel knobs provide a better grip for adjusting the controls.

BARBECUE

FULGOR
MILANO

SBQ 1000 G X

AISI 316
Stainless SteelGas
poweredSteel Grill
RacksGas
Safety

Fry Top

Gas
barbecue
range< 100 >
External
dimension
100 cm

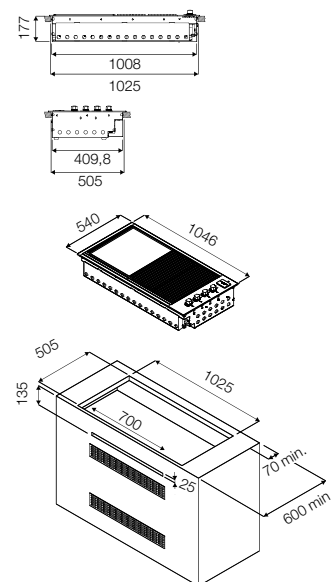
**GAS BARBECUE
FOR OUTDOOR USE ONLY**
Finish: 316 stainless steel

PERFORMANCE
4 gas burners for use with GN and LPG,
Total gas power output: 14 kW
Grilling and roasting

FEATURES
Side-mounted stainless steel knobs
Back-up battery for electronic ignition
2 stainless steel grill racks (divided in two)
1 stainless steel plate (fry top)
Removable drip trays, 2 in the front and 3 under the burners
(for fat, oil and cooking residue)

SAFETY
GasProtekt
Gas detection and stop gas system

OPTIONAL ACCESSORIES
Two grill racks in stainless steel
SBQLL 1000 slim lid with feet
SBQHL 1000 high lid for roasting



See technical data on page 246

See technical data on page 239



Stainless steel
SBQ 1000 G X
Code EAN 8019801014583



Stainless steel trivet (consisting of 2 parts
+ gas deflector)
BQ GR

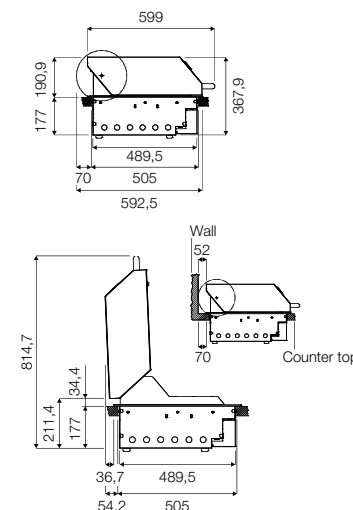
BARBECUE

FULGOR
MILANO

SBQHL 1000 X

AISI 316
Stainless SteelHigh Stainless
Steel Cover

HIGH LID
In AISI 316 stainless steel
For oven-style cooking
Thermometer



See technical data on page 246

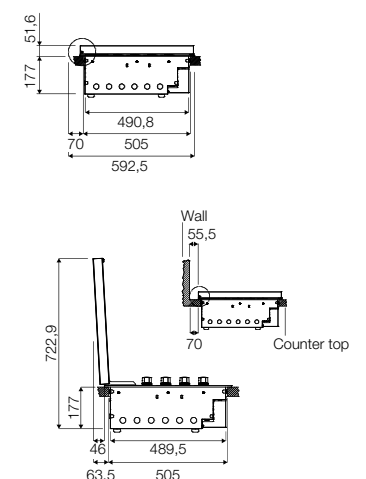


Stainless steel
SBQHL 1000 X
Code EAN 8019801014606

SBQLL 1000 X

AISI 316
Stainless SteelLow Stainless
Steel Cover

SLIM LID
In AISI 316 stainless steel
with foot supports



See technical data on page 246



Stainless steel
SBQLL 1000 X
Code EAN 8019801014590



FULGOR
MILANO

BUILT-IN OVENS



FULGOR
MILANO

NEW OVENS OPERATING SYSTEM



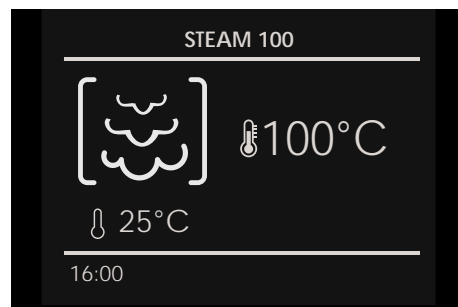
The CREAACTIVE operating system combines technology with easy-to use. The touch screen simplifies all the programming processes of the ovens and improves performances by reducing energy consumption and increasing the cooking functions. The automatic function control system has safety features to warn and prevent possible damage.

CREACTIVE *DISPLAY*



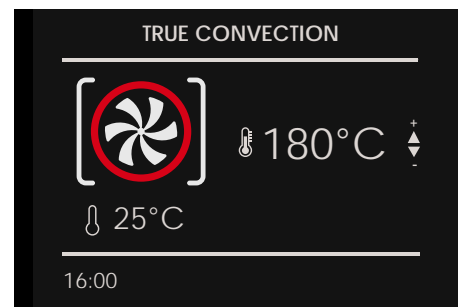
PIZZA FUNCTION 350°C

Two large pizzas can be cooked simultaneously in only two and a half minutes thanks to temperatures that reach a maximum of 350°C.



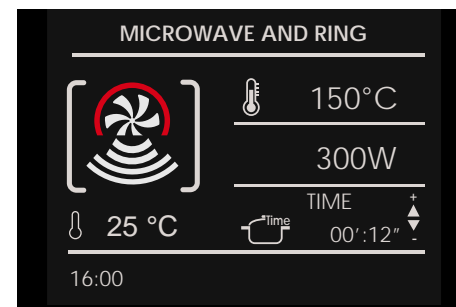
STEAM COOKING

For healthy and genuine food. You can choose between just using the steam function, or combining it with the conventional oven and grill modes.



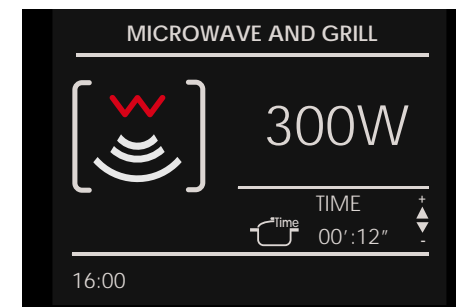
MULTI-LEVEL COOKING

Internal heat remains constant throughout the oven, while smells and flavours are kept separate thanks to the fan-assisted ventilation system.



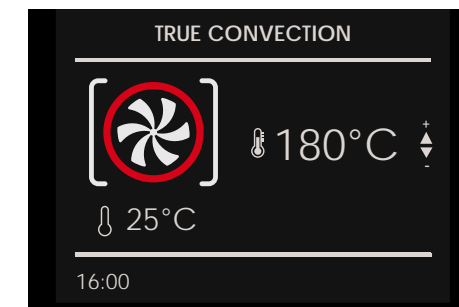
MW COOKING + HOT AIR

This system combines microwave and convection modes so dishes can be cooked quickly or at low temperatures.



MW COOKING + GRILL

When you want to brown or roast meat in a short amount of time, you combine the microwave and the grill modes.



FAN-ASSISTED COOKING

Perfect for baking. The convection fan cooks the food uniformly, for fragrant pastries.



CREACTIVE

A TOUCH OF MAGIC IN THE KITCHEN

TOUCH CONTROL
PANEL

Everything is under control with just one touch on the Creative display.

INTUITIVE

It only takes a moment to find the desired function, quickly and easily.

MULTI-FUNCTION

All functions you need to get the best results every day while preparing your recipes.

CUSTOMIZABLE
RECIPES

Recipes to suite every palate have been pre-programmed, but you can modify and customise them to your specific requirements.



CREATIVE CHEF AT YOUR HOME



ASSISTED COOKING FUNCTION

No more doubts when picking the most suitable cooking function for your meals. Just select the recipe on the display and the oven will automatically start initiate the best program. You can modify pre-set recipes to create your own by adjusting cooking times, weights and temperature.

ENJOY COOKING WITH PYROLITIC CLEANING

The pyrolitic self-clean function, selected directly from the display, consists of heating the inside of the oven to very high temperatures in order to burn off any excess grease and food residue. At the end of the procedure, just wipe the remaining ashes with a cloth without the use of chemical detergents.

SCAMPI WITH COGNAC



WEIGHT
1000g



TIME
00:30

17:06



MULTIFUNCTION OVENS

ACCESSIBLE TECHNOLOGY



PYRO-GREY

The special composition of this light grey, nickel-free enamel reduces the toxicity of materials which come into contact with food and makes it easier to dispose of and recycle the components.



SMOKE CATALYST (SELF-CLEANING OVENS)

Eliminates fumes that form during the self-cleaning cycle and prevents them from spreading to the kitchen.



CREACTIVE

With the CREATICE, direct touch control, operating system, FULGOR MILANO introduces a modern, intuitive way of cooking which allows you to prepare elaborate recipes with just a few commands and receive updates during the cooking cycle.



PIZZA MODE 350 °C

For cooking 2 large pizzas simultaneously in just two minutes and 35 seconds.



SAFETY DOOR WITH LOCKING DEVICE

The door, fitted with 4 panes of heat-resistant glass, lowers the temperature (< 50°C) of the outer glass pane even during the self-cleaning cycle (460°C) and has a locking device which can be activated independently. Just press the + and - symbols for 3 seconds to block access to the oven (repeat the procedure to unblock it).

SEE-THROUGH GLASS INNER DOOR

It provides a panoramic view from the outside of the oven door.

THE STRENGTH OF A GREAT OVEN LIES IN THE QUALITY OF ITS DETAILS



SOFT CLOSING DOOR

The soft-closing door allows you to gently close the oven door with a simple push, braking the impact; even without using your hands, which are free to perform other tasks.



QUALITY ACCESSORIES

FULGOR MILANO provides accessories to make life easier in the kitchen, such as the heat probe and large roasting spit.

STEEL PANEL

The multifunction ovens of the FCO 6213 TM series are fitted with a steel panel and fan which lines the rear wall of the oven.

GLASS TRAY

The new glass trays used by FULGOR MILANO are made of highly heat-resistant material which you can cook on directly without having to use other pans. Dishwasher safe.

FULLY REMOVABLE TELESCOPIC RAILS

Our fully retractable telescopic rail makes accessibility to your cooking more convenient.



MEAT PROBE

Precise cooking performance with our meat probe, available in all touch control ovens.

INTERNAL LIGHTING

The evenly distributed light sources light the inner oven perfectly.

30" LARGE OVEN

FCO 300 P TM 2F X



FULGOR
MILANO



- Fingerprint proof stainless steel
- Digit Control
- Multi-level cooking
- Cool Door < 50°C
- Automatic cooking
- Telescopic Rails 2 levels
- BOOST rapidly reach pre-selected temperature
- Automatic self-cleaning with PYROLYSIS
- Temperature measurement probe
- Internal Capacity: 123 litres
- Nickel free enamel
- Energy Class Efficiency A

XXL SELF-CLEANING ELECTRONIC MULTIFUNCTION OVEN
CREACTIVE operating system
Finish: Fingerprint resistant stainless steel
Energy Class A

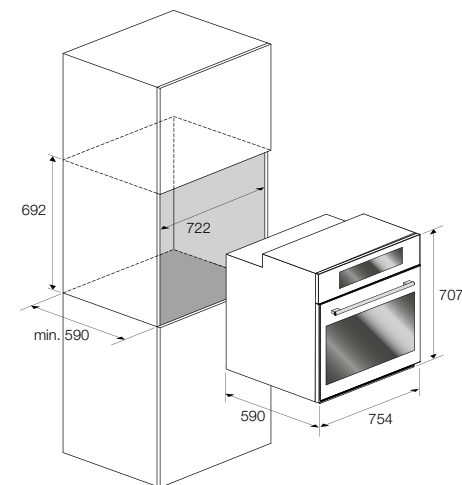
PERFORMANCE
15 cooking modes
Automatic cooking with
Pre-selected, customizable recipes
(weight, cooking time and temperature)
BOOST to rapidly reach
the pre-selected temperature
PYROLYSIS Self-cleaning 2 cycles)

FEATURES
Control panel with touch controls
Dual convection fan
Black Porcelain enamel interior
Internal lighting with 3 light spots
Internal capacity 123 litres

SAFETY
Cool door (< 50°C) with 4 panes of glass
2 speed tangential
cooling ventilation
Keypad and door
safety lock function
Smoke catalyst

STANDARD ACCESSORIES
Meat probe
food temperatures
2 fully removable chrome telescopic
racks,
1 wide enamelled tray with anti-splash
insert
2 flat grill racks
Power cable

ACCESSORIES ON REQUEST
FK 30" X frame
for column installation
with Compact 45



See technical data on page 247



Fingerprint resistant stainless steel
FCO 300 P TM 2F X
Code EAN 8019801017300



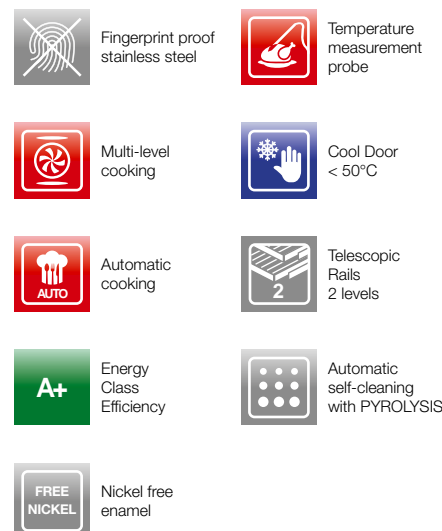

30" stainless steel frame for Compact 45
FK 30" X
Code EAN 8019801014729



OVENS

OVEN WITH SPECIAL PIZZA MODE

FCPO 6213 P TM X



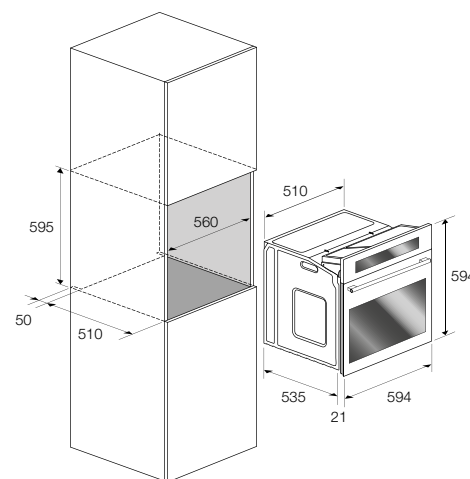
MULTIFUNCTION ELECTRONIC SELF-CLEANING OVEN
CREACTIVE operating system
Energy Class A+
Finish: Touch proof fingerprint resistant stainless steel

PERFORMANCE
Special Pizza mode at 350°C
16 modes
Automatic cooking with pre-selected and customisable recipes (weight, cooking time, temperature)
BOOST to rapidly reach the pre-selected temperature
Self-cleaning with PYROLYSIS

FEATURES
Control panel with touch controls
Pyro-grey enamel inner oven (nickel-free)
Internal lighting
Internal capacity 65 litres

SAFETY
Cool touch door (< 50°C) with 4 panes of glass
Oven door with automatic safety lock during self-cleaning cycle
Control panel with safety lock
2 speed tangential cooling ventilation
Smoke catalyst

STANDARD ACCESSORIES
Meat probe
1 glass tray
2 Fully retractable telescopic rails,
1 round steel grill rack
1 pizza paddle
1 pizza stone
2 flat metal grill racks
Power cable



See technical data on page 247

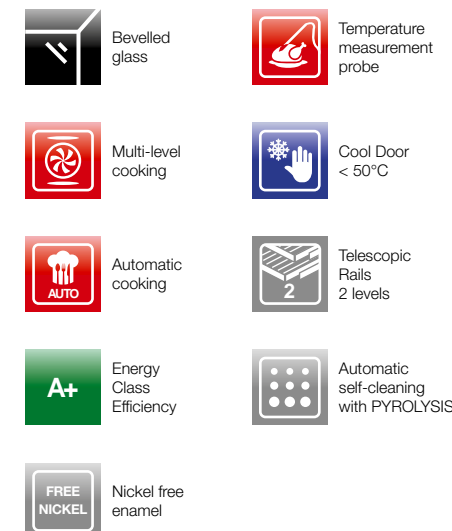


Touch proof stainless steel
FCPO 6213 P TM X
Code EAN 8019801017324

OVENS

OVEN WITH SPECIAL PIZZA MODE

NEW FCPO 6213 P TM



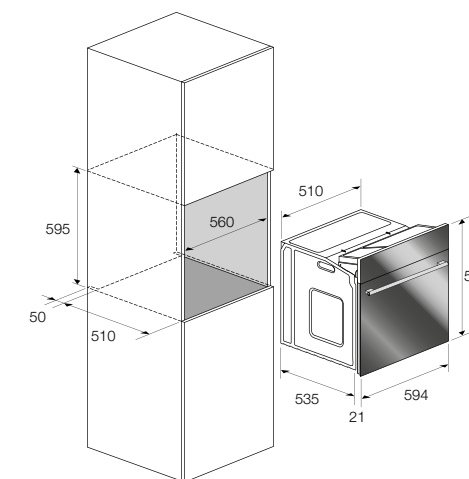
MULTIFUNCTION ELECTRONIC SELF-CLEANING OVEN
CREACTIVE operating system
Energy Class A+
Finish: bevelled glass

PERFORMANCE
Special Pizza mode at 350°C
16 modes
Automatic cooking with pre-selected, customizable recipes (weight, cooking time and temperature)
BOOST to rapidly reach the pre-selected temperature
PYROLYSIS Self-cleaning

FEATURES
Internal capacity 65 litres
Control panel with touch controls
Pyro-grey enamel inner oven (nickel-free)
Internal lighting

SAFETY
Cool door (< 50°C) with 4 panes of glass
Oven door with automatic safety lock during self-cleaning cycle
Control panel with safety lock
2 speed tangential cooling ventilation
Smoke catalyst

STANDARD ACCESSORIES
Meat probe
1 glass tray
2 fully retractable telescopic rails
1 round steel grill rack
1 pizza paddle
1 pizza stone
2 flat metal grill racks
Power cable



See technical data on page 247



Obsidian black glass
FCPO 6213 P TM BK
Code EAN 8019801017393

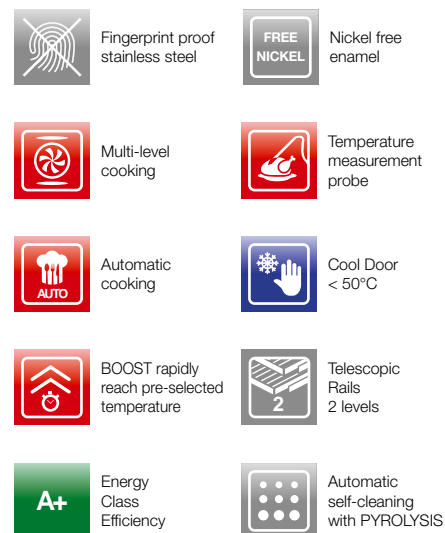


Arctic white glass
FCPO 6213 P TM WH
Code EAN 8019801017430



Metal grey glass
FCPO 6213 P TM ME
Code EAN 8019801017485

FCO 6114 P TM X

FULGOR
MILANO**MULTIFUNCTION ELECTRONIC SELF-CLEANING OVEN**

CREACTIVE operating system
Energy Class A+
Finish: Touch proof stainless steel

PERFORMANCE

Automatic cooking with pre-selected and customizable recipes (weight, cooking time and temperature)
15 modes
BOOST to rapidly reach the pre-selected temperature
PYROLYSIS Self-cleaning

FEATURES

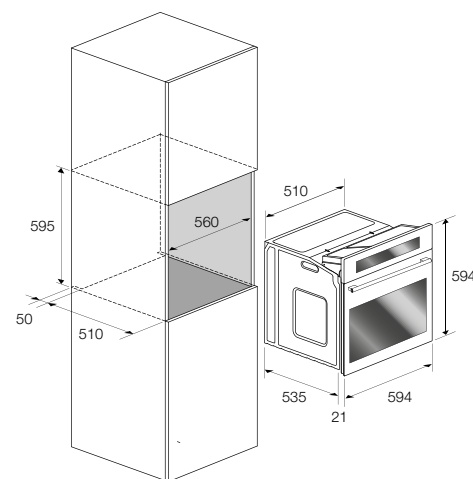
Control panel with touch controls
Pyro-grey enamel
Interior (nickel-free)
Internal lighting
Internal capacity 65 litres

SAFETY

Cool door (< 50°C) with 4 panes of glass
Oven door with automatic safety lock during self-cleaning cycle
Control panel with safety lock
2 speed tangential cooling ventilation
Smoke catalyst

STANDARD ACCESSORIES

Meat probe
2 glass trays
2 fully retractable telescopic rails
2 flat chromed racks
Power cable

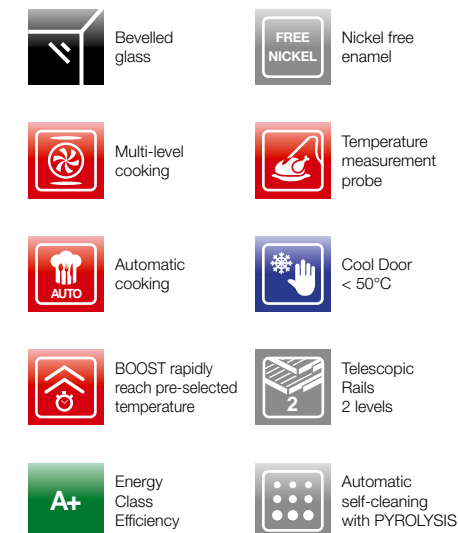


See technical data on page 247



Touch proof stainless steel
FCO 6114 P TM X
Code EAN 8019801017317

FCO 6114 P TM

FULGOR
MILANO**MULTIFUNCTION ELECTRONIC OVEN SELF-CLEANING**

CREACTIVE operating system
Energy Class A+
Finish: Bevelled glass

PERFORMANCE

Automatic cooking with pre-selected, customizable recipes (weight, cooking time and temperature)
15 modes
BOOST to rapidly reach the pre-selected temperature
PYROLYSIS Self-cleaning

FEATURES

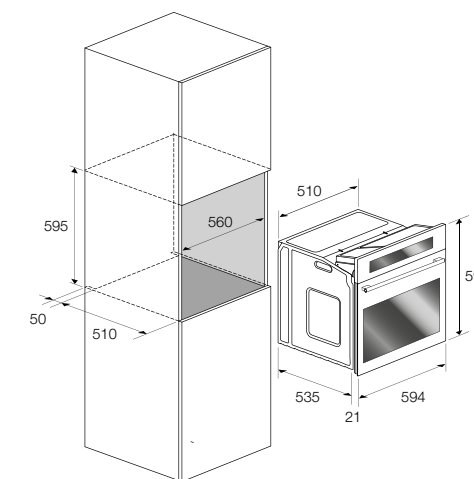
Control panel with touch controls
Pyro-grey enamel
Interior (nickel-free)
Internal lighting
Internal capacity 65 litres

SAFETY

Cool door (< 50°C) with 4 panes of glass
Oven door with automatic safety lock during the self-cleaning cycle
Control panel with safety lock
2 speed tangential cooling ventilation
Smoke catalyst

STANDARD ACCESSORIES

Meat probe
2 glass trays
2 fully retractable telescopic rails
2 flat chromed racks
Power cable



See technical data on page 247



Obsidian black glass
FCO 6114 P TM BK
Code EAN 8019801017386



Arctic white glass
FCO 6114 P TM WH
Code EAN 8019801017423

NEW FQO 6010 P MT X



- Fingerprint proof stainless steel
- Nickel free enamel
- Digit Control
- Timer
- Multi-level cooking
- Automatic self-cleaning with PYROLYSIS
- Cool Door < 50°C
- Telescopic Rails 1 level
- Energy Class Efficiency

MULTIFUNCTION ELECTRONIC SELF CLEANING OVEN

Energy Class A+
 Finish: Touch proof stainless steel

PERFORMANCE

10 modes
 Self-cleaning with PYROLYSIS

FEATURES

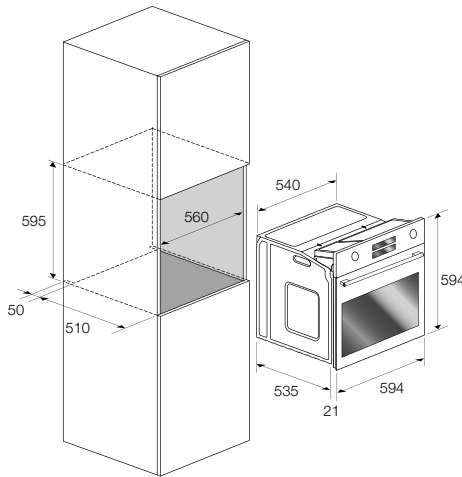
Digital control and knobs
 Pyro-grey enamel interior (nickel-free)
 Internal lighting
 Internal capacity 65 litres

SAFETY

Cool door (< 50°C) with 4 panes of glass
 Oven door with automatic locking device during self-cleaning cycle
 Control panel with safety lock
 Tangential cooling ventilation
 Smoke catalyst

STANDARD ACCESSORIES

1 Pyro-grey enamel tray (nickel-free)
 1 telescopic rails, fully removable
 2 flat chromed racks
 Power cable



See technical data on page 248



Fingerprint resistant stainless steel
FQO 6010 P MT X
 Code EAN 8019801017096



< Compact 45 steam oven
FQSO 4505 M X
 see page 76



COOKING BECOMES CHILD'S PLAY



MULTIFUNCTION OVENS

FCOS 6213 TM X



FULGOR
MILANO

- Fingerprint proof stainless steel
- FREE NICKEL
- Nickel free enamel
- Multi-level cooking
- Temperature measurement probe
- Automatic cooking
- Safe Door
- BOOST rapidly reach pre-selected temperature
- Telescopic Rails 2 levels
- Energy Class Efficiency A++
- CLEAN Programmes Automatic Cleaning

MULTIFUNCTION ELECTRONIC OVEN

Side swing opening door, reversible
CREACTIVE operating system
Energy Class A++
Finish: touch proof stainless steel

PERFORMANCE

15 modes
Automatic cooking with pre-selected and customisable recipes (weight, temperature, cooking time)
BOOST to rapidly reach the pre-selected temperature
CLEAN, assisted cleaning cycle

FEATURES

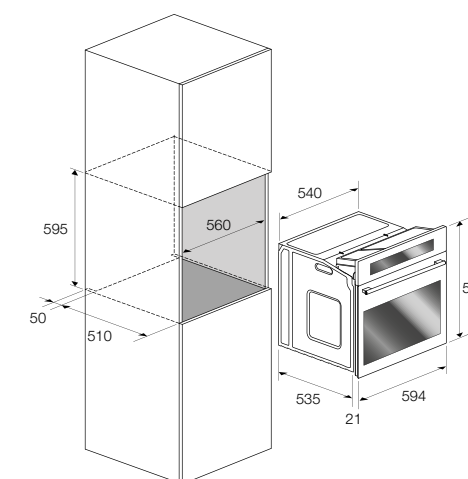
Control panel with touch controls
Pyro-grey enamel interior (nickel-free)
Steel fan & rear cover
Internal lighting
Internal capacity 65 litres

SAFETY

Safety door (4 cool glass panes)
Tangential cooling ventilation

STANDARD ACCESSORIES

Meat probe
2 Glass trays
2 fully removable telescopic rails
2 chromed racks
Power cord with plug



See technical data on page 248



Touch proof stainless steel
FCOS 6213 TM X
Code EAN 8019801017348

FCO 6213 TM X

FULGOR
MILANO

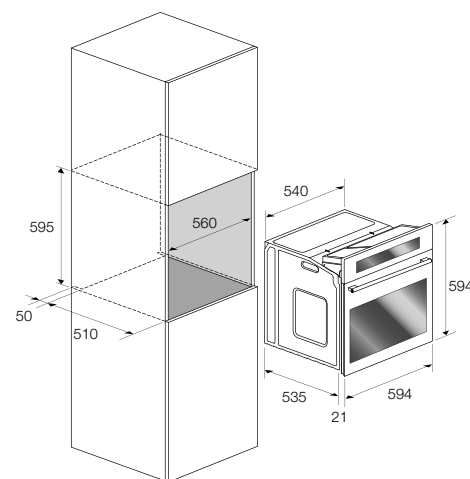
MULTIFUNCTION ELECTRONIC OVEN
CREACTIVE operating system
Energy Class A++
Soft Closing
Finish: Touch proof stainless steel

PERFORMANCE
15 modes
Automatic cooking with pre-selected and customizable recipes (weight, temperature, cooking time)
BOOST to rapidly reach the pre-selected temperature
CLEAN, assisted cleaning cycle

FEATURES
Control panel with touch controls
Pyro-grey enamel interior (nickel-free)
Steel fan & rear cover
Internal lighting
Internal capacity 65 litres

SAFETY
Safe door (4 cool glass panes)
Soft closing door
Tangential cooling ventilation

STANDARD ACCESSORIES
Heat probe for checking food temperatures
2 tempered glass trays
2 fully retractable telescopic rails
2 chromed racks
Power cord with plug



See technical data on page 248



Touch proof stainless steel
FCO 6213 TM X
Code EAN 8019801017331

FCO 6213 TM

FULGOR
MILANO

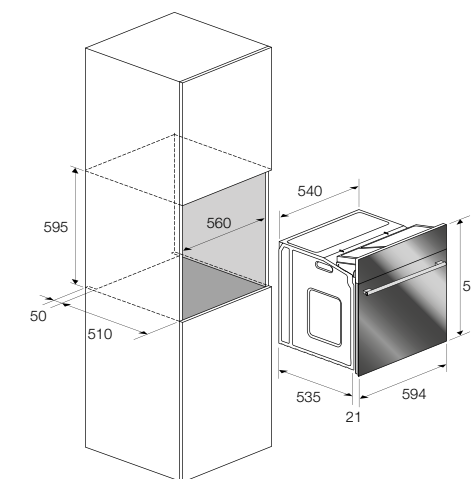
MULTIFUNCTION ELECTRONIC OVEN
CREACTIVE operating system
Energy Class A++
Soft Closing
Finish: bevelled glass

PERFORMANCE
15 modes
Automatic cooking with pre-selected and customizable recipes (weight, temperature, cooking time)
BOOST to rapidly reach the pre-selected temperature
CLEAN, assisted cleaning cycle

FEATURES
Control panel with touch controls
Pyro-grey enamel interior (nickel-free)
Steel fan & rear cover
Internal lighting
Internal capacity 65 litres

SAFETY
Safety door (4 cool glass panes)
Soft closing door
Tangential cooling ventilation

STANDARD ACCESSORIES
Heat probe for checking food temperatures
2 tempered glass trays
2 fully retractable telescopic rails
2 chromed rails,
Power cord with plug



See technical data on page 248



Obsidian black glass
FCO 6213 TM BK
Code EAN 8019801017409

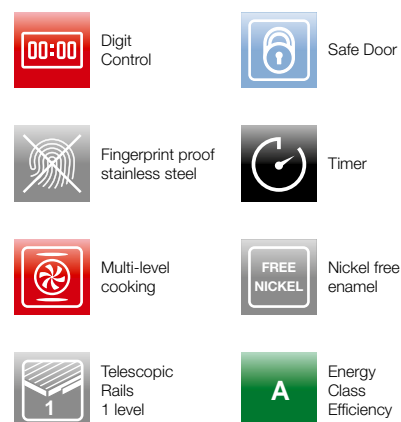


Arctic white glass
FCO 6213 TM WH
Code EAN 8019801017447



Metal grey glass
FCO 6213 TM ME
Code EAN 8019801017461

QO 6009 PT X



MULTIFUNCTION ELECTRONIC OVEN

Finish: Touch proof stainless steel
Energy Class A

PERFORMANCE

9 cooking modes
Hot air ventilation

FEATURES

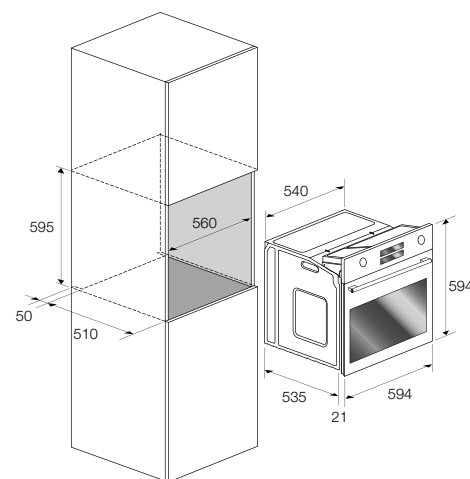
Digital control and push/pull knobs
Pyro-grey enamel interior (nickel-free)
Internal lighting
Internal capacity 65 litres

SAFETY

Safety door (3 cool glass panes)
Tangential cooling ventilation

STANDARD ACCESSORIES

1 Pyro-grey enamel tray (nickel-free)
1 set of telescopic rails, fully removable
2 chromed racks
Power cord with plug

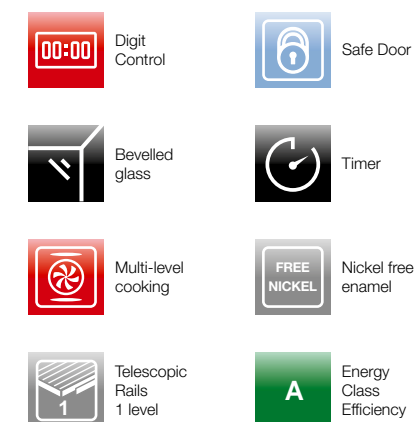


See technical data on page 249



Touch proof stainless steel
QO 6009 PT X
Code EAN 8019801009176

QLO 6009 PT



MULTIFUNCTION ELECTRONIC OVEN

Finish: bevelled glass
Energy Class A

PERFORMANCE

9 cooking modes
Hot air ventilation

FEATURES

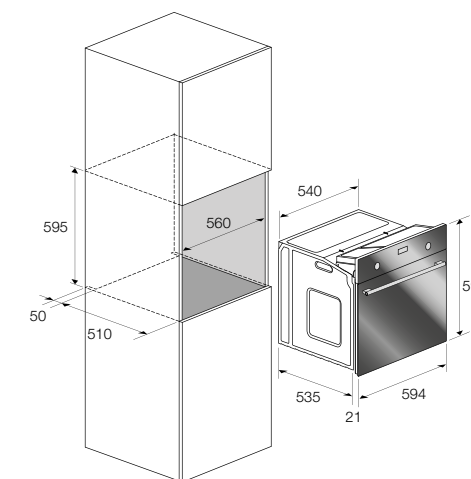
Digital control and push/pull knobs
Pyro-grey enamel interior (nickel-free)
Internal lighting
Internal capacity 65 litres

SAFETY

Safety door (3 cool glass panes)
Tangential cooling ventilation

STANDARD ACCESSORIES

1 Pyro-grey enamel tray (nickel-free)
1 Fully removable telescopic rails
2 flat chromed racks
Power cord with plug



See technical data on page 249

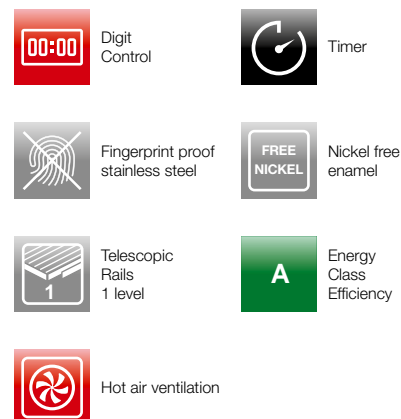


Obsidian black glass
QLO 6009 PT BK
Code EAN 8019801015443



Arctic white glass
QLO 6009 PT WH
Code EAN 8019801015450

QO 6007 MT X



MULTIFUNCTION ELECTRONIC OVEN

Energy Class A
Finish: touch proof stainless steel

PERFORMANCE

7 modes
Hot air ventilation

FEATURES

Digital control and metal knobs
Pyro-grey enamel interior (nickel-free)
Internal lighting
Internal capacity 65 litres

SAFETY

Safety door
Tangential cooling ventilation
STANDARD ACCESSORIES
1 Pyro-grey enamel tray (nickel-free)
2 chromed racks
1 fully retractable telescopic rail
Power cord with plug

STANDARD ACCESSORIES


1 Pyro-grey enamel tray (nickel-free)
2 metal grill racks
1 set of telescopic rails, fully removable
Power cord with plug

See technical data on page 249



Touch proof stainless steel
QO 6007 MT X
Code EAN 8019801015474

QLO 6007 MT



MULTIFUNCTION ELECTRONIC OVEN

Energy Class A
Finish: bevelled glass

PERFORMANCE

7 cooking modes
Hot air ventilation

FEATURES

Digital control and steel knobs
Pyro-grey enamel interior (nickel-free)
Internal lighting
Internal capacity 65 litres

SAFETY

Safety door (3 cool glass panes)
Tangential cooling ventilation

STANDARD ACCESSORIES

1 Pyro-grey enamel tray (nickel-free)
2 chromed racks
1 fully retractable telescopic rail
Power cord with plug

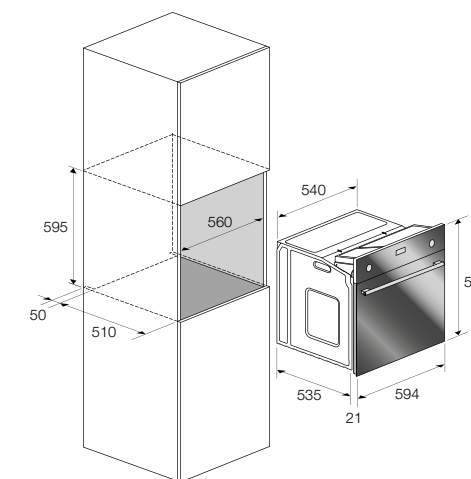
See technical data on page 250



Obsidian black glass
QLO 6007 MT BK
Code EAN 8019801015474



Arctic white glass
QLO 6007 MT WH
Code EAN 8019801015467



PO 6007 ST X

Fingerprint proof
stainless steel

Hot air ventilation

Nickel free
enamelEnergy
Class
Efficiency

MULTIFUNCTION OVEN

Energy Class A

Finish: touch proof stainless steel and black glass

PERFORMANCE

7 modes

Hot air ventilation

FEATURES

Easy control: end-of-cooking timer + metal knobs

Pyro-grey enamel interior (nickel-free)

Internal lighting

Internal capacity 65 litres

SAFETY

Safety door (2 cool glass panes)

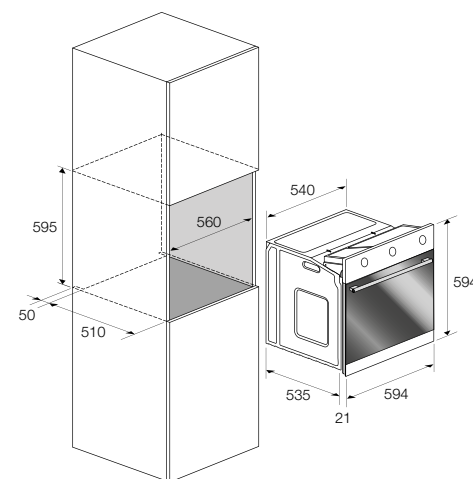
Tangential cooling ventilation

STANDARD ACCESSORIES

1 Pyro-grey enamel tray (nickel-free)

2 chromed racks

Power cord with plug



See technical data on page 250



Touch proof stainless steel

PO 6007 ST X

Code EAN 8019801010950

PO 6003 G ST X

Fingerprint proof
stainless steelGas
poweredNickel free
enamelGas
SafetyEnergy
Class
Efficiency

FAN ASSISTED GAS OVEN

Energy Class: A+

Finish: Touch proof stainless steel and black glass

PERFORMANCE

High-powered gas burner

Electric grill

Assisted cooking with internal fan

FEATURES

Easy control: end-of-cooking + metal knobs

Pyro-grey enamel interior (nickel-free)

Internal lighting

Internal capacity 65 litres

SAFETY

Gas leak detection and stop gas system

Tangential cooling ventilation

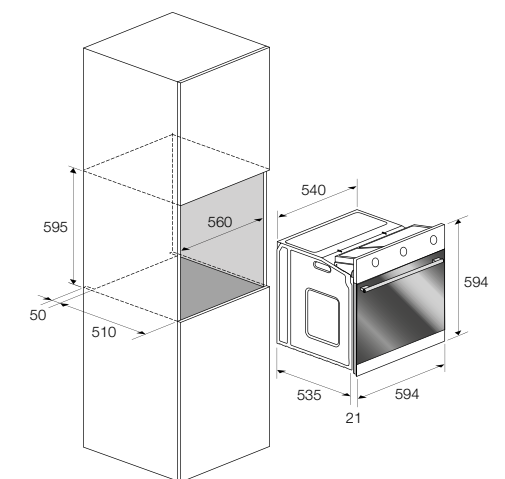
STANDARD ACCESSORIES

1 Pyro-grey enamel tray (nickel-free)

2 chromed racks

Rotisserie with spit

Power cord with plug



See technical data on page 250



Touch proof stainless steel

PO 6003 G ST X

Code EAN 8019801014255



OVENS FOR LARGE COOKING NEEDS



MULTIFUNCTION OVENS

FCO 7513 TM X



FULGOR
MILANO



- Fingerprint proof stainless steel
- Safe Door
- Multi-level cooking
- Telescopic Rails 2 levels
- Automatic cooking
- Temperature limit sensor
- BOOST rapidly reach pre-selected temperature
- CLEAN Programmes Automatic Cleaning
- Energy Class Efficiency A+
- Nickel free enamel
- Temperature measurement probe
- Internal Capacity 89 litres
- Soft Closing

XXL MULTIFUNCTION ELECTRONIC OVEN

CREACTIVE operating system
Energy Class A+
Soft Closing
Finish: Touch proof stainless steel

PERFORMANCE

15 modes
Automatic cooking with pre-selected, customisable recipes (weight, temperature, cooking time)
BOOST to rapidly reach the pre-selected temperature
CLEAN, assisted cleaning cycle

FEATURES

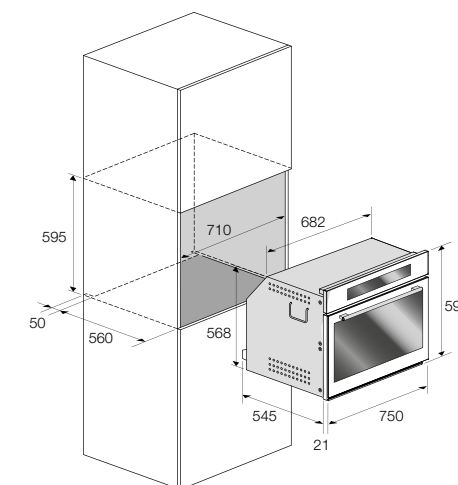
Control panel with touch controls
Pyro-grey enamel interior (nickel-free)
Catalytic side panels
Internal lighting
Inner oven capacity 89 litres

SAFETY

Safety & Soft closing door
Tangential cooling ventilation

STANDARD ACCESSORIES

Meat probe
2 Pyro-grey enamel trays
2 Fully retractable telescopic rails
1 chromed rack
Rotisserie with spit
Power cord with plug



See technical data on page 251



Touch proof stainless steel
FCO 7513 TM X
Code EAN 8019801017355

FCO 9013 TM X

FULGOR
MILANO**XXL MULTIFUNCTION ELECTRONIC OVEN**

CREACTIVE operating system
Energy Class A+
Soft Closing
Finish: touch proof stainless steel

PERFORMANCE

15 modes
Automatic cooking with pre-selected, customisable recipes (weight, temperature, cooking time)
BOOST to rapidly reach the pre-selected temperature
CLEAN, assisted cleaning cycle

FEATURES

Control panel with touch controls
Pyro-grey enamel interior (nickel-free)
Walls with catalytic panels
Internal lighting
Internal capacity 89 litres

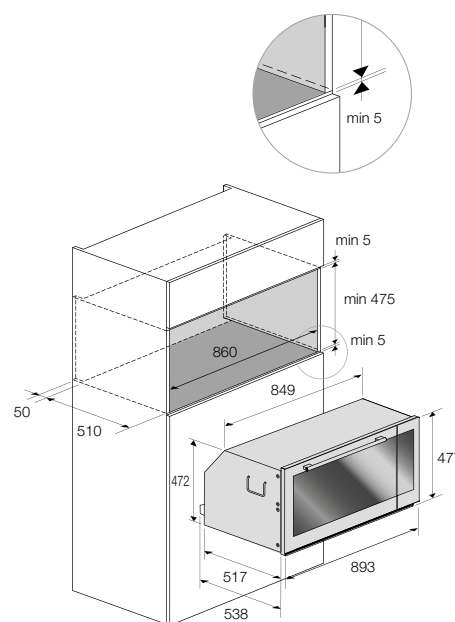
See technical data on page 251

SAFETY

Safety & Soft closing door
Tangential cooling ventilation

STANDARD ACCESSORIES

Meat probe
2 Pyro-grey enamel trays
2 fully retractable telescopic rails,
1 chromed rack
Rotisserie with spit
Power cord with plug



Touch proof stainless steel
FCO 9013 TM X
Code EAN 8019801017362

FCO 9013 TM

FULGOR
MILANO**XXL MULTIFUNCTION ELECTRONIC OVEN**

CREACTIVE operating system
Energy Class A+
Soft Closing
Finish: bevelled glass

PERFORMANCE

15 modes
Automatic cooking with pre-selected, customisable recipes (weight, temperature, cooking time)
BOOST to rapidly reach the pre-selected temperature
CLEAN, assisted cleaning cycle

FEATURES

Control panel with touch controls
Pyro-grey enamel interior (nickel-free)
Catalytic side panels
Internal lighting
Internal capacity 105 litres

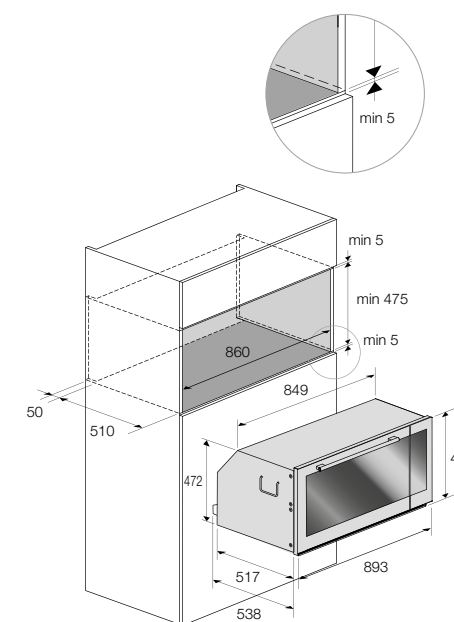
See technical data on page 251

SAFETY

Safety door (3 cool glass panes)
Soft closing door
Tangential cooling ventilation

STANDARD ACCESSORIES

Meat probe
2 Pyro-grey enamel trays
2 fully retractable telescopic rails,
1 chromed rack
Rotisserie with spit
Power cord with plug



Obsidian black glass
FCO 9013 TM BK
Code EAN 8019801017416



Arctic white glass
FCO 9013 TM WH
Code EAN 8019801017454



Metal grey glass
FCO 9013 TM ME
Code EAN 8019801017478

QO 9009 PT X

**XXL MULTIFUNCTION OVEN**

Energy Class A
Finish: Touch proof stainless steel

PERFORMANCE

9 cooking modes
Hot air ventilation

FEATURES

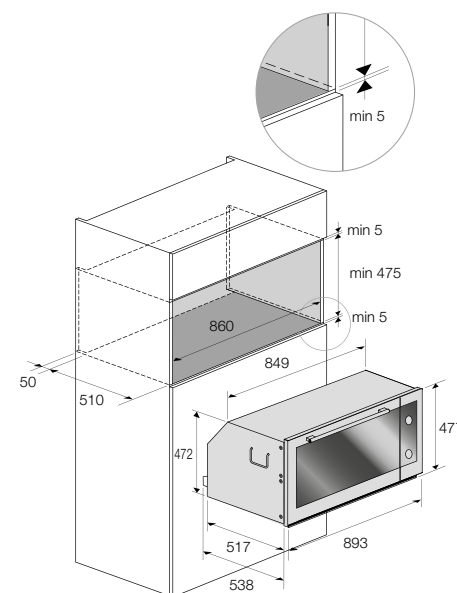
Digital control and push/pull knobs
Pyro-grey enamel interior (nickel-free)
Internal lighting
Internal capacity 89 litres

SAFETY

Safety door (3 cool glass panes)
Tangential cooling ventilation

STANDARD ACCESSORIES

2 Pyro-grey enamel trays (nickel-free)
Fully retractable telescopic rail
1 chromed rack
Rotisserie and spit
Power cord with plug



See technical data on page 251



Touch proof stainless steel
QO 9009 PT X
Code EAN 8019801010943




NOTHING IS TAKEN FOR GRANTED. BUT THE ATTENTION TO DETAIL





FCO 9613 TM 2F X

**XXL MULTIFUNCTION ELECTRONIC OVEN**

CREACTIVE operating system
Energy Class A+
Soft Closing
Finish: Touch proof stainless steel

PERFORMANCE

15 modes
Automatic cooking with pre-selected, customisable recipes (weight, temperature, cooking time)
BOOST to rapidly reach the pre-selected temperature
CLEAN, assisted cleaning cycle

FEATURES

Control panel with touch controls
Dual convection fan
Pyro-grey enamel interior (nickel-free)
Catalytic side panels
Internal lighting
Internal capacity 105 litres

SAFETY

Safety door (3 cool glass panes)
Soft closing door
Tangential cooling ventilation

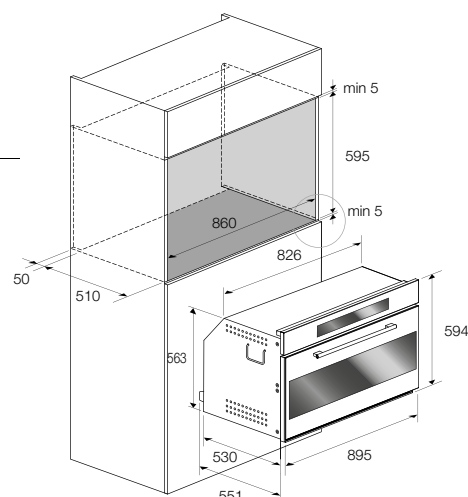
STANDARD ACCESSORIES

Meat probe
2 Pyro-grey enamel trays
2 Fully retractable telescopic rails,
1 chromed rack
Rotisserie with spit
Power cord with plug

See technical data on page 252



Touch proof stainless steel
FCO 9613 TM 2F X
Code EAN 8019801017379



QO 9609 PT X

**XXL MULTIFUNCTION OVEN**

Energy Class A
Finish: Touch proof stainless steel

PERFORMANCE

9 modes
Hot air ventilation

FEATURES

Digital control and metal knobs
Pyro-grey enamel interior (nickel-free)
Internal lighting
Internal capacity 105 litres

SAFETY

Safety door (3 cool glass panes)
Tangential cooling ventilation

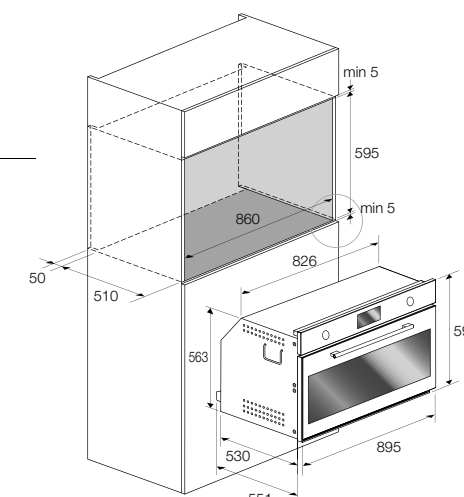
STANDARD ACCESSORIES

2 Pyro-grey enamel trays (nickel-free)
1 Fully retractable telescopic rails,
1 chromed rack
Rotisserie and spit
Power cord with plug

See technical data on page 252



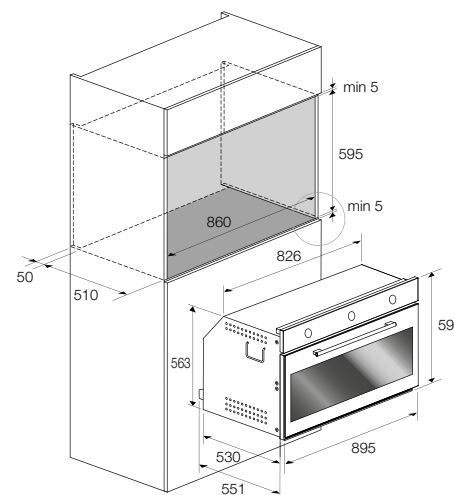
Touch proof stainless steel
QO 9609 PT X
Code EAN 8019801014248



PO 9607 ST X

Fingerprint proof
stainless steel

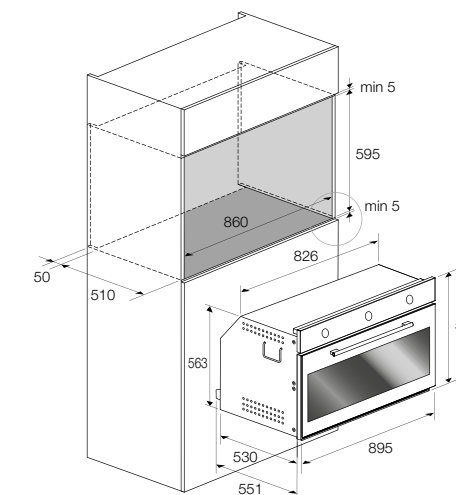
Hot air ventilation

FREE
NICKEL
Nickel free
enamelInternal
Capacity
105 litresEnergy
Class
Efficiency
A**XXL MULTIFUNCTION
ELECTRONIC OVEN**Energy Class A
Finish: Touch proof stainless steel**PERFORMANCE**7 cooking modes
Hot air ventilation**FEATURES**Easy control: end-of-cooking and
metal knobs
Pyro-grey enamel interior
(nickel-free)
Internal lighting
Internal capacity 105 litres**SAFETY**Safety door (3 cool glass panes)
Tangential cooling ventilation**STANDARD ACCESSORIES**1 Pyro-grey enamel tray (nickel-free)
1 chromed rack
Rotisserie with spit
Power cord with plug

See technical data on page 252

Touch proof stainless steel
PO 9607 ST X
Code EAN 8019801014262

PO 9603 G ST X

Fingerprint proof
stainless steelGas
poweredFREE
NICKEL
Nickel free
enamelInternal
Capacity
97 litresGas
SafetyEnergy
Class
Efficiency
A**XXL FAN ASSISTED GAS OVEN**Energy Class A
Finish: Touch proof stainless steel**PERFORMANCE**High-powered gas burner
Electric grill
Fan assisted cooking**FEATURES**Easy control: end-of-cooking and
metal knobs
Pyro-grey enamel interior
(nickel-free)
Internal lighting
Internal capacity 97 litres**SAFETY**Gas detection and stop gas system
Tangential cooling ventilation**STANDARD ACCESSORIES**1 Pyro-grey enamel tray
(nickel-free)
2 chromed racks
Rotisserie with spit
Power cord with plug

See technical data on page 253

Touch proof stainless steel
PO 9603 G ST X
Code EAN 8019801014279

CREACTIVE



FULGOR
MILANO

COMPACT 45



UNIQUE STYLE

The Compact 45 range combines modularity and technological multi-functionality with a stylish design. Ideal for people who like the kitchen to meet with his deep expectations in cooking, and also looking for unique design, convenience and performance to share with family and friends, thanks to these tools suitable for making it a professional environment.

CREACTIVE

COMPACT 45 STEAM

Steam cooking enhances the natural flavours of food and maintains unaltered the qualities of food, especially vegetables and grains.

The combination with other functions lets you cook with traditional and multi-function modes or to add steam to make more delicate the taste of your recipes.

PERFORATED POT WITH COVER

The perforated pot with cover, supported by a steel rack, is perfect to cook with steam.

CONDENSATION AND STEAM RECOVERY

During the cooking cycle, an exclusive system allow to condense and recover the steam, taking it back to water tank. It helps to cook for a longer time than the usual, without the need to open oven door to add water.

WATER TANK

A removable tank of 1.2 lt. is available on the right side of the oven to make it easier to fill it up with water.



GASTRONORM CONTAINERS SET (Optional*)

The Gastronorm stainless steel containers allow to cook different types of food at the same time without mixing flavors.

Accessories page 238



DESCALING FILTER

helps to eliminate lime scale in the water, preventing its deposit on the inner walls and reducing the need of cleaning cycles.

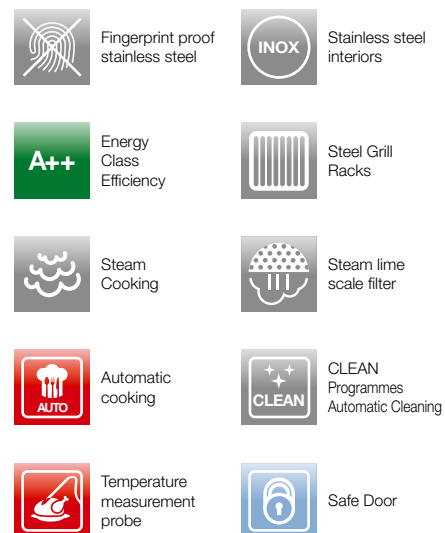
COOKING CHAMBER INTERIOR

The inner walls of the oven are made of 10/10 high quality steel to ensure a longer life and much easier cleaning operations.

CLEAN FUNCTION

This function ensures the cleaning of the steam circuit and water container and makes it easier to clean the inner walls.

FCSO 4511 TM X

FULGOR
MILANO

COMBINED STEAM OVEN
CREACTIVE operating system
Energy Class A++
Finish: Touch proof stainless steel

PERFORMANCE
12 functions
Automatic cooking with pre-selected and customizable recipes (weight, temperature, cooking time)
Steam system
Combined cooking functions
Steam recovery cycle
CLEAN, assisted cleaning cycle for oven interior and steam circuit

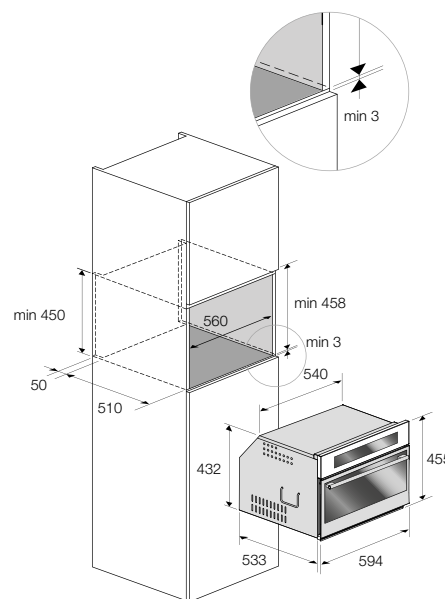
FEATURES
Control panel with touch controls
Magnetic water filter
Stainless steel interior
Internal lighting
Internal capacity 34 litres

SAFETY
Safety door
Door contact switch
Control panel safety function
Tangential cooling ventilation

STANDARD ACCESSORIES
Meat probe
1 micro-perforated pan with stainless steel cover
1 stainless steel tray
1 flat rack
Water tank
Power cord with plug

OPTIONAL ACCESSORIES
6 Gastronorm containers with cover in stainless steel, with steel rack.

COMPATIBLE WITH:
Warming drawer CWD 15 X (see page 90)



See technical data on page 254




Fingerprint resistant stainless steel
FCSO 4511 TM X
Code EAN 8019801017508



Stainless steel
GASTRO BOX SET OF 6
Code EAN 8019801014903

FCSO 4511 TM

FULGOR
MILANO

COMBINED STEAM OVEN
CREACTIVE operating system
Energy Class A++
Bevelled glass finish

PERFORMANCE
12 functions
Automatic cooking with pre-selected recipes which can be customizable (weight, temperature, cooking time)
Steam system
Combined cooking functions
Steam recovery cycle
CLEAN, assisted cleaning cycle for oven interior and steam circuit

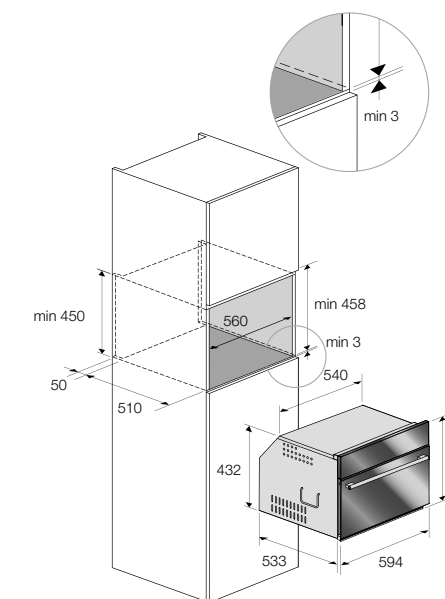
FEATURES
Control panel with touch controls
Magnetic water filter
Stainless steel interior
Internal lighting
Internal capacity 34 litres

SAFETY
Safety door
Door contact switch
Control panel safety function
Tangential cooling fan

STANDARD ACCESSORIES
Meat probe
1 micro-perforated pan with stainless steel cover
1 stainless steel tray
1 flat rack
Water tank
Power cord with plug

OPTIONAL ACCESSORIES
6 Gastronorm containers with cover in stainless steel, with steel rack

COMPATIBLE WITH:
Warming drawer LWD 15 (see page 90)



See technical data on page 254



Obsidian black glass
FCSO 4511 TM BK
Code EAN 8019801017607




Arctic white glass
FCSO 4511 TM WH
Code EAN 8019801017553



Metal grey glass
FCSO 4511 TM ME
Code EAN 8019801017645



Stainless steel
GASTRO BOX SET OF 6
Code EAN 8019801014903

NEW FQSO 4505 MT X**STEAM OVEN WITH GRILL**

Digital control
Finish: Touch proof stainless steel

PERFORMANCE

Steam cooking
Electric grill

FEATURES

Digital control and metal knobs
Magnetic water filter
Stainless steel interior

SAFETY

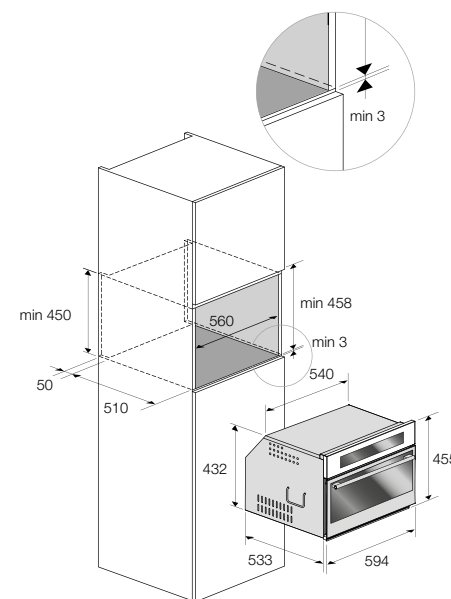
Safety door
Door contact switch
Tangential cooling ventilation

STANDARD ACCESSORIES

1 Stainless steel perforated pot
with cover
1 stainless steel tray
1 flat rack
Water tank
Power cord with plug

COMPATIBLE WITH:

Warming drawer CWD 15 X
(see page 90)



See technical data on page 254



Touch proof stainless steel
FQSO 4505 MT X
Code EAN 8019801017102



HEALTHY COOKING, EASY TO BAKE



CREATIVE

COMPACT 45 MICROWAVE OVEN

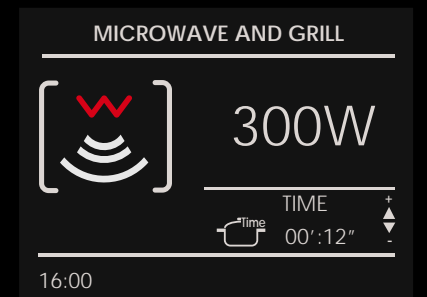

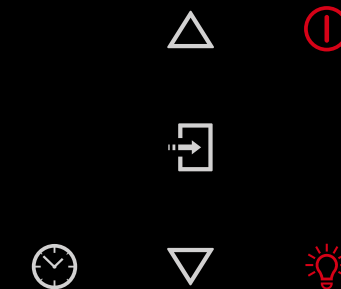
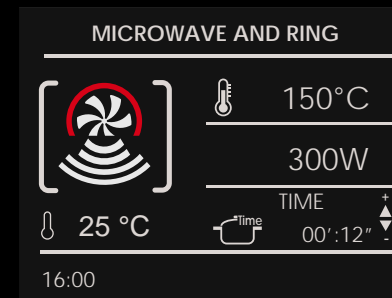
Fulgor Milano microwave ovens the chance to cook selecting functions with microwave, grill and fan assisted oven or to combine them to get different recipes. Combining microwave and baking modes you can cut down on cooking time and saving energy (compared to traditional ovens).

CREACTIVE DISPLAY

The Compact 45 oven range comes with cutting-edge electronic technology, offering up to 60 automatic cooking programmes and up to 100 customisable programmes with a simplified memory function via the Creative display.

COMBINED FUNCTIONS

The chance to combine fan assisted mode (FCMO 4511 TM), microwave and electric grill, allows a wide variety of useful cooking modes which enhance the taste and look of your recipes, such as lasagne, flans, meatloaf, etc.



OVEN INTERIOR

The oven interior is made of 10/10 stainless steel for longer life and easier cleaning.

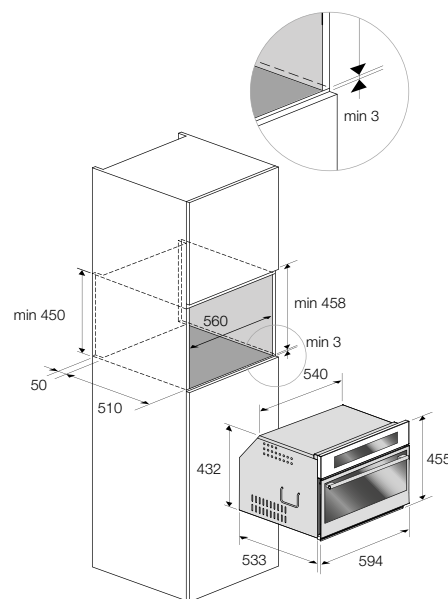
GLASS TURNTABLE

Made of tempered glass, resistant to high temperatures, it helps once cooking with Microwave mode to heat food evenly and completely.

ENERGY SAVING

The combination of microwave and baking mode allows you to cut down on cooking time saving energy (compared to traditional cooking only), with excellent cooking results.


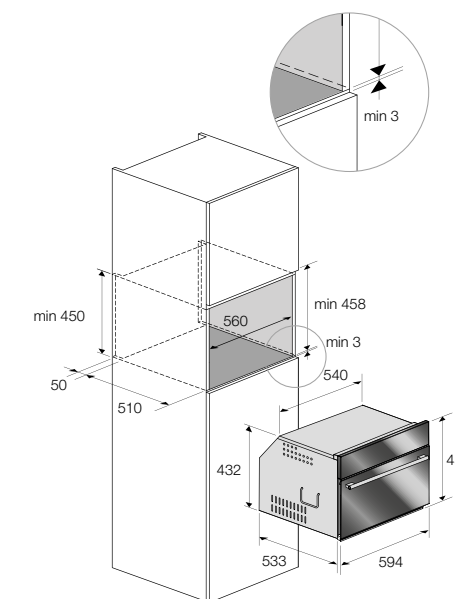
FCMO 4511 TM X

FULGOR
MILANO**COMBINED
MICROWAVE OVEN**CREACTIVE operating system
Finish: Touch proof stainless steel**PERFORMANCE**10 combined functions
Automatic cooking
Pre-selected and customizable recipes (weight, temperature, cooking time)
Microwave mode (6 levels) Combined
Microwave and fan assisted mode
Combined cooking mode
Microwave and grill mode
Defrosting by time and weight**FEATURES**Control panel with touch controls
Stainless steel interior
Internal lighting
Internal capacity 34 litres**SAFETY**Safety door
Door with safety lock
Door contact switch
Control panel safety function
Tangential cooling ventilation**STANDARD ACCESSORIES**1 round grill rack
1 stainless steel tray with grill support
1 glass turntable
Power cord with plug**COMPATIBLE WITH:**Warming drawer CWD 15 X
(see page 90)

See technical data on page 255

Touch proof stainless steel
FCMO 4511 TM X
Code EAN 8019801017515

FCMO 4511 TM

FULGOR
MILANO**COMBINED
MICROWAVE OVEN**CREACTIVE operating system
Bevelled glass finish**PERFORMANCE**10 functions
Automatic cooking
Pre-selected and customizable recipes (weight, temperature, cooking time)
Microwave mode (6 levels) Combined
Microwave and fan assisted mode
Combined cooking mode
Microwave and grill mode
Defrosting by time and weight**FEATURES**Control panel with touch controls
Stainless steel interior
Internal lighting
Internal capacity 34 litres**SAFETY**Safety door
Door with safety lock
Door contact switch
Control panel safety function
Tangential cooling ventilation**STANDARD ACCESSORIES**1 round grill rack
1 stainless steel tray with grill support
1 glass turntable
Power cord with plug**COMPATIBLE WITH:**Warming drawer LWD 15
(see page 90)

See technical data on page 255

Obsidian black glass
FCMO 4511 TM BK
Code EAN 8019801017614Arctic white glass
FCMO 4511 TM WH
Code EAN 8019801017560

FCMO 4507 TM X

FULGOR
MILANOMICROWAVE OVEN
WITH GRILL

CREACTIVE operating system
Finish: Touch proof stainless steel

PERFORMANCE

5 cooking modes
Pre-selected and customizable recipes (weight, temperature, cooking time)
Microwave cooking (6 levels)
Combined cooking microwave oven and grill
Defrosting time and weight

FEATURES

Control panel with touch controls
Stainless steel cooking chamber
Internal lighting
Internal capacity 34 litres

SAFETY

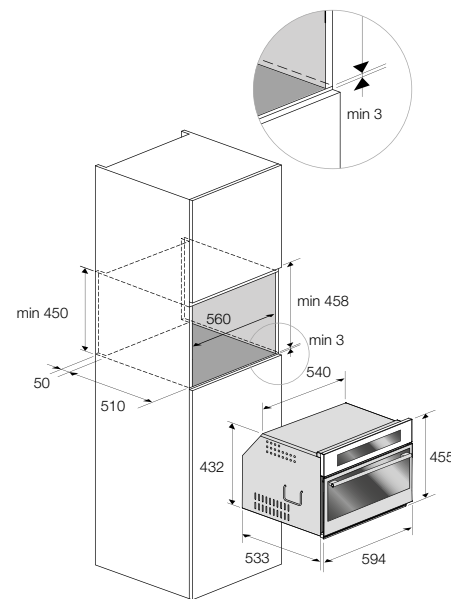
Safety door
Door with safety lock
Door contact switch
Control panel safety function
Tangential cooling ventilation

STANDARD ACCESSORIES

1 round grill rack
1 flat metal grill rack
1 stainless steel tray with grill support
1 rotating glass plate
Power cord with plug

COMPATIBLE WITH:

Warming drawer CWD 15 X
(see page 90)




See technical data on page 255



Touch proof stainless steel
FCMO 4507 TM X
Code EAN 8019801017522

FCMO 4507 TM

FULGOR
MILANOMICROWAVE OVEN
WITH GRILL

CREACTIVE operating system
Bevelled glass finish

PERFORMANCE

5 cooking modes
Pre-selected and customizable recipes (weight, temperature, cooking time)
Microwave cooking (6 levels)
Combined cooking microwave oven and grill
Defrosting time and weight

FEATURES

Control panel with touch controls
Stainless steel cooking chamber
Internal lighting
Internal capacity 34 litres

SAFETY

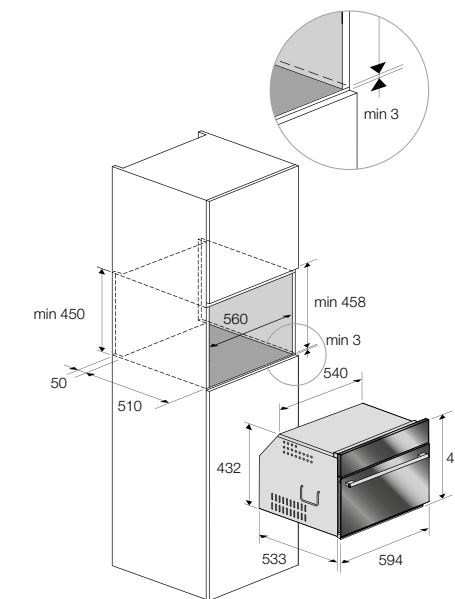
Safety door
Door with safety lock
Door contact switch
Control panel safety function
Tangential cooling ventilation

STANDARD ACCESSORIES

1 round grill rack
1 flat metal grill rack
1 stainless steel tray with grill support
1 glass turntable
Power cord with plug

COMPATIBLE WITH:

Warming drawer LWD 15
(see page 90)



See technical data on page 255



Obsidian black glass
FCMO 4507 TM BK
Code EAN 8019801017621



Arctic white glass
FCMO 4507 TM WH
Code EAN 8019801017577



Metal grey glass
FCMO 4507 TM ME
Code EAN 8019801017652

NEW FQMO 4505 MT X



Fingerprint proof stainless steel

Stainless steel interiors

Microwave cooking

Safe Door

Power (MW)
1000 W

Thawing

- MICROWAVE OVEN WITH GRILL**
Finish in fingerprint resistant stainless steel

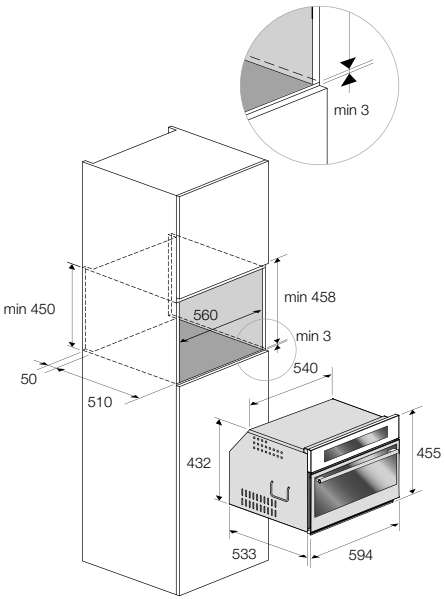
PERFORMANCE
5 cooking modes
Microwave cooking (6 levels)
Combined cooking microwave oven and grill
Defrosting

FEATURES
Digital control with metal knobs
Stainless steel interior
Internal lighting
Internal capacity 34 litres

- SAFETY**
Safety door
Door with safety lock
Door contact switch
Tangential cooling ventilation

STANDARD ACCESSORIES
1 round grill rack
1 flat metal grill rack
1 glass turntable
Power cord with plug

COMPATIBLE WITH:
Warming drawer CWD 15 X (see page 90)



See technical data on page 255



Fingerprint resistant stainless steel
FQMO 4505 MT X
Code EAN 8019801018079



< Compact 45 steam oven
QO 6007 MT X
see page 56

CREACTIVE

COMPACT 45 MULTI-FUNCTION OVEN

The compact multi-function oven, suitable for all space-saving requirements in the kitchen, compatible with all the other models in the Creactive Compact 45 range.

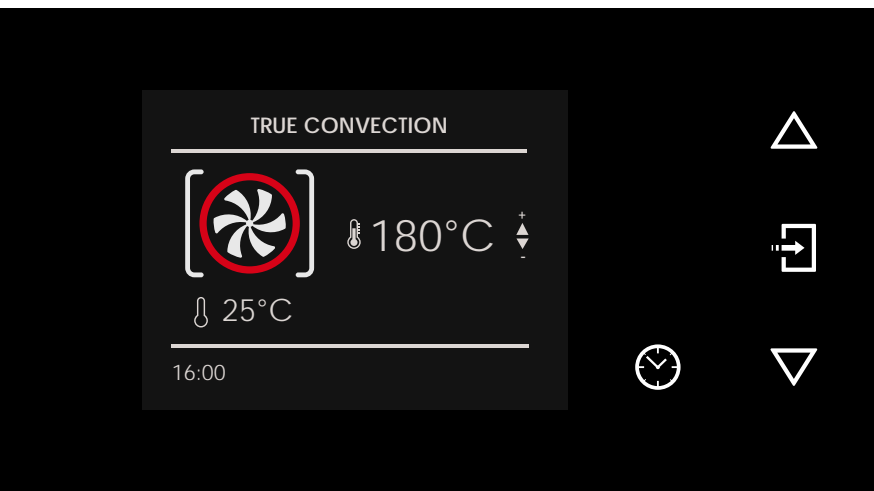
Configured with automatic pre-selected recipes and memory to store up to 100 of your own recipes. The perfect combination of thermal and ventilated elements in the cooking chamber results in perfectly even cooking.

AUTOMATIC KITCHEN

Automatic cooking programmes for the most delicious recipes, ready-programmed and modifiable with space to record your own favourite recipes as well.

PIZZA STONE

A round lava stone fitted in the base of the appliance helps to achieve leavened foods perfect cooking (pizza, focacce, bread).




WARMING DRAWER

Compatible with Compact 45 ovens, it has multiple uses such as heating plates and cups, keeping food hot or cooking it at low temperatures, leavening dough with temperature regulation from 40°C to 70°C. Open on the side of the counter top, so plates and food can be easily removed without coming into contact with hot components. The front panel is at room temperature and has assisted closing.

COOKING CHAMBER AND ACCESSORIES IN STAINLESS STEEL

The oven interior is made of 10/10 steel for longer life and easier cleaning. Stainless steel tray for the easy preparation of excellent food, it can also be used for serving on table.

FCO 4512 TM X

FULGOR
MILANO**ELECTRONIC
MULTIFUNCTION OVEN**

CREACTIVE operating system
Energy Class A+
Finish in fingerprint resistant stainless steel

PERFORMANCE

14 cooking modes
Pre-selected and customizable recipes (weight, temperature, cooking time)
CLEAN, assisted oven cleaning cycle
BOOST, rapid pre-heating

FEATURES

Control panel with touch controls
Stainless steel interior
Internal lighting
Internal capacity 34 litres

SAFETY

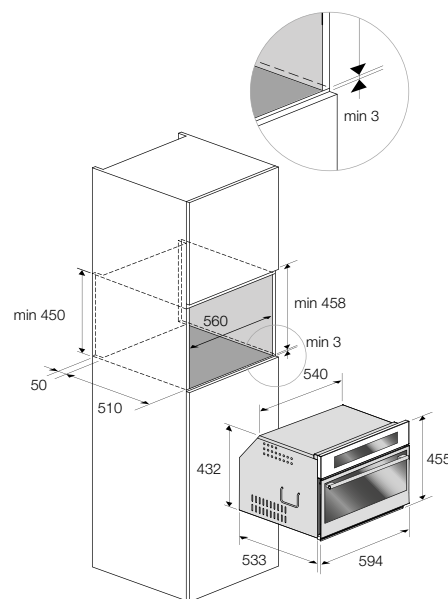
Safety door
Control panel safety function
Tangential cooling ventilation

STANDARD ACCESSORIES

Removable Pizza Stone
Stainless steel tray with rack
Flat rack
Power cord with plug

COMPATIBLE WITH:

Warming drawer CWD 15 X
(see page 90)

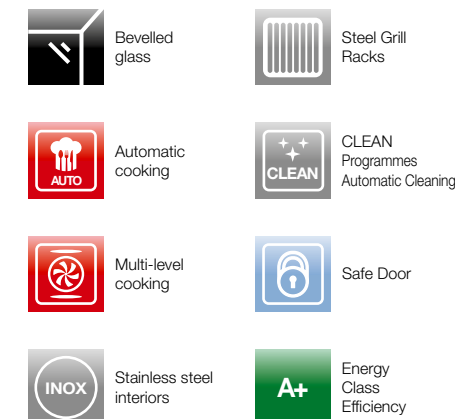


See technical data on page 254



Fingerprint resistant stainless steel
FCO 4512 TM X
Code EAN 8019801017539

FCO 4512 TM

FULGOR
MILANO**ELECTRONIC
MULTIFUNCTION OVEN**

CREACTIVE operating system
Energy Class A+
Bevelled glass finish

PERFORMANCE

14 cooking modes
Pre-selected and customizable recipes (weight, temperature, cooking time)
CLEAN, assisted oven cleaning cycle
BOOST, rapid pre-heating

FEATURES

Control panel with touch controls
Stainless steel interior
Internal lighting
Internal capacity 34 litres

SAFETY

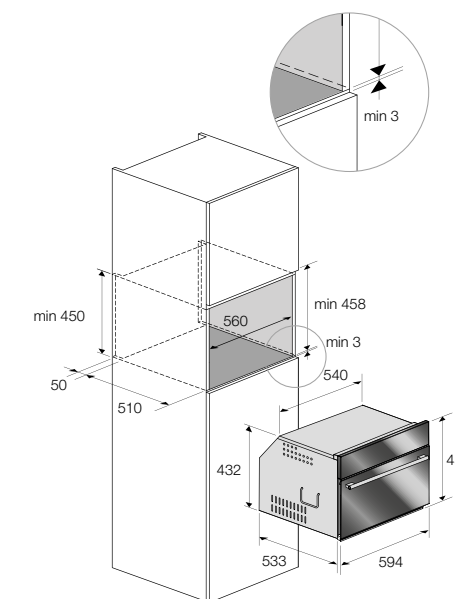
Safety door
Control panel safety function
Tangential cooling ventilation

STANDARD ACCESSORIES

Removable Pizza Stone
Stainless steel tray with rack
Flat rack
Power cord with plug

COMPATIBLE WITH:

Warming drawer LWD 15
(see page 90)



See technical data on page 254



Obsidian black glass
FCO 4512 TM BK
Code EAN 8019801017638



Arctic white glass
FCO 4512 TM WH
Code EAN 8019801017584



Metal grey glass
FCO 4512 TM ME
Code EAN 8019801017669

CWD 15 X - LWD 15



- Sliding Telescopic Rails
- Slow cooking
- Fingerprint proof stainless steel
- Warming function
- Bevelled glass
- Push Opening
- Leavening
- Timer
- Internal Ventilation Air +

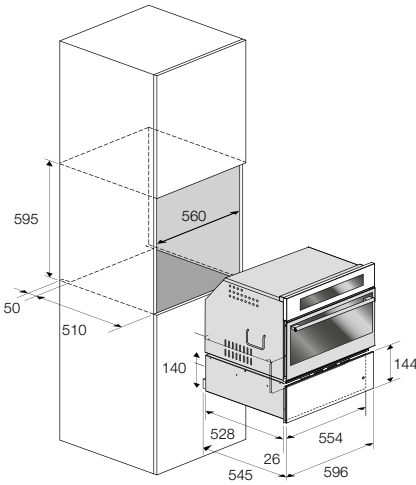
WARMING DRAWER
Front panel, height 15 cm
Push to open system
Fully removable

PERFORMANCE
Pre-heat dishes
Pre-heat coffee cups
Keep warm ready food
Defrosting
Leavening dough
Slow cooking at 70°C

FEATURES
Internal shelf surface
in black tempered glass
Internal lighting
Fan assisted
Adjustable thermostat from 40°C to 70°C
Automatic cut-off timer
Operation indicator
Safety front

STANDARD ACCESSORIES
Telescopic rails
for sliding open
Power cord with plug

COMPATIBLE WITH:
FCSO 4511 TM X
FCSO 4511 TM BK - WH - ME
FCMO 4511 TM X
FCMO 4511 TM BK - WH
FCMO 4507 TM X
FCMO 4507 TM BK - WH - ME
FO 4512 TM X
FO 4512 TM BK - WH - ME



See technical data on page 256



Fingerprint resistant stainless steel
CWD 15 X
Code EAN 8019801009206



Front panel in obsidian black glass
LWD 15 BK
Code EAN 8019801010691



Front panel in Arctic white glass
LWD 15 WH
Code EAN 8019801010684



Front panel in metal grey glass
LWD 15 ME
Code EAN 8019801014170



THE DRAWER THAT KEEPS FOOD WARM



COMPACT 45 BLAST CHILLER

DUAL FUNCTION IN A MULTIFUNCTION APPLIANCE



FAST CHILLING

The fundamental support for those who love to cook. Designed to prepare true gourmet recipes where it is important to keep unaltered all food content, flavour and nutritional values..




SLOW COOKING

Born with a twofold function: rapidly lower the food temperature and "slow cooking" excellent recipes, keep warm ready cooking, delicate leavening and sauce making..



FBC 4500 TC X



MULTI FUNCTION BLAST CHILLER

Touch proof stainless steel

PERFORMANCES

11 functions
Temperatures from +75°C to -30 °C
Blast chilling (+3 °C) for 5 to 7 days
food conservation in the refrigerator
Deep freezing (-18 °C) for a few months food storage
Pre-Cooling: runtimes optimization programs
Cooling: accelerating lowering temperature for freshly cooked food
Beverages: lowering temperature in a given time
Storage at 0 °C: to preserve foods properties for several hours before cooking
Sanitizing (Raw Fish) abatement process temperature at -30 °C for preventing the formation of bacteria in food to consume raw
Thawing: defrosting from 1-3 °C temperature without starting to cook the food
Ready to serve: heating cooked food and kept in the refrigerator up to the

consumption temperature
Slow cooking (Slow cooking): cooking at a constant temperature for desired time, keeps the quality and tenderness of the food.
Leavening: the dough with controlled temperature and humidity

FEATURES

TFT Touch controls
Programming values of the individual functions
Stainless steel interior
LED lighting
Inner capacity of 40 litres

SAFETY

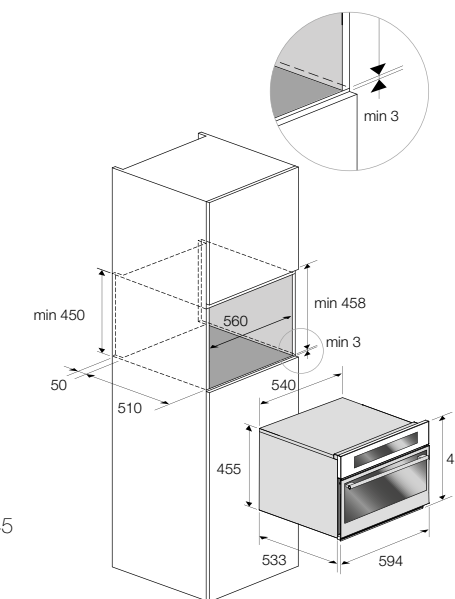
Protection with sensors against temperature overloads

STANDARD ACCESSORIES

Core probe
Glass tray with high thermal resistance (the same of 60 cm ovens)
Flat metal rack

COMBINATION OPTIONS

All appliances of the series COMPACT 45 and SPECIAL 45 in stainless steel



See technical data on page 257



Touch proof stainless steel
FBC 4500 TC X
Code EAN 8019801016822

SPECIAL VACUUM SEALING DRAWER



FRESHNESS SAVING VACUUM TECHNOLOGY

The vacuum technique lets you preserve the aroma and nutritional value of food by using hermetically sealed bags, then you can cook or steam it at low temperatures with excellent results, or freezing it properly.



FOR FLAVOUR LOVERS

Dedicated to all those cooking fans who want more than just traditional methods and who experiment and understand more elaborate cooking techniques.



FVCD 270



Digit
Control



Fingerprint proof
stainless steel



Internal
Capacity:
8 litres



Glass
Cover

VACUUM SEALING DRAWER

PERFORMANCES

Increasing conservation period
of different type of foods
Vacuum cycle for preservation
(with bags)
Vacuum cycle for cooking (with bags)
Vacuum cycle for jars – short
Vacuum cycle for jars – long
Vacuum cycle for
containers outside of the chamber

FEATURES

Touch control panel
Sealing bar
Vacuum chamber
Tempered glass lid
Energy saving function

SAFETY

Maintenance cycle:
Automatic dehumidifying cycle
of the pump oil (20 min)

ACCESSORIES

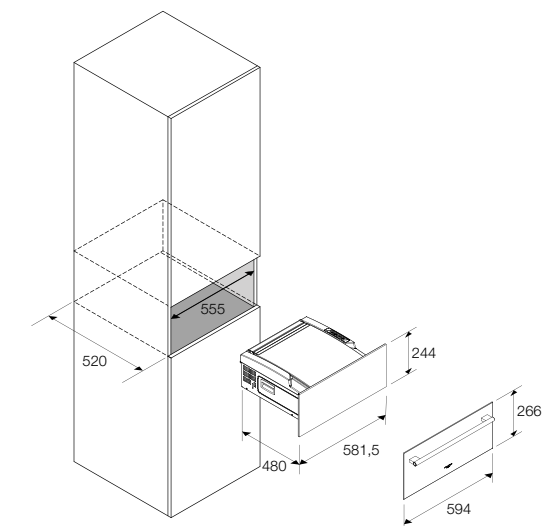
Bags for preservation (PA/PE)
Bags for cooking (OPA/PP),
100°C max temperature

ACCESSORIES ON DEMAND

F27 X front panel and
handle in stainless steel
Request the most suitable vacuum
jars from your regular dealer
Suction Device (for container
outside the chamber)

COMBINATION OPTIONS

With all 60 and 45 cm ovens




See technical data on page 255



FVCD 270
Code EAN 8019801016839



Fingerprint resistant stainless steel
F 27 X
Code EAN 8019801018062



COMPACT 45 WINE COOLER

KEEP WINES AT THE IDEAL STORAGE TEMPERATURE

PRESERVATION READY FOR THE TABLE

The cellar to store white wines and sparkling wines or red wines, ready to be served at desired temperature.

DIGITAL DISPLAY

Touch electronic control system provide the information for tailored storage conditions.. The digital temperature display can be read and operated without opening the door, to set ideal storage temperature according to wine types, with temperature setting ranging from 5°C to 22°C.

LED LIGHTING

The interior of the cellars is evenly lit with no-heat LED lighting concept , so the wines can be illuminated and beautifully presented permanently without any localised heating of the bottles.



WOODEN SHELVES

The shelves, made of untreated wood, are ideal for storing Bordeaux bottles safely; the upper shelf has been designed to store champagne and sparkling wines with bottles of larger diameter.

* ACCESSORIES PAGE 238



SLIDING RAILS

The wine cellars are fitted with telescopic rails providing a clear view and easy access to stored bottles.

DOOR WITH ANTI-UV FILTER

The door in insulated glass is fitted with a filter to protect the wines against UV rays.

FWC 4522 TC X



WINE CELLAR

Finish in fingerprint resistant stainless steel swing door (right or left) not reversible

PERFORMANCE

Single temperature
Temperature setting from 5°C to 22°C
Storage of 18 bottles Ø 76 mm and 4 large champagne bottles

FEATURES

Touch controls
Cooling system with compressor
Control Indicator light
Black interior
Internal LED lighting

SAFETY

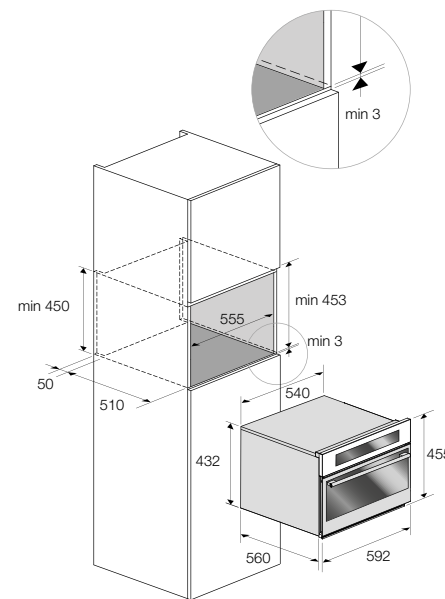
Anti-vibration system
Anti-condensation system
Anti-UV insulating glass

STANDARD ACCESSORIES

3 wooden shelves
Set of 3 removable telescopic rails
Brackets set to install with drawer
Power cord with plug

COMPATIBLE WITH:

Basic drawer LWD 15
Container with accessories
FWC ADC 150 (see page 238)
Other COMPACT 45 models



See technical data on page 258



Touch proof stainless steel
FWC 4522 TC X hinge on right
Code EAN 8019801017881
FWC 4522 TC X S hinge on left
Code EAN 8019801017928




Basic drawer front in stainless steel
CD 15
Code EAN 8019801013456



Container with accessories
FWC ADC 150
Code EAN 8019801013487

FWC 4522 TC



WINE CELLAR

Finish in fingerprint resistant stainless steel swing door (right or left) not reversible

PERFORMANCE

Single temperature
Temperature setting from 5°C to 22°C
Storage of 18 bottles Ø 76 mm and 4 large champagne bottles

FEATURES

Touch controls
Cooling system with compressor
Control Indicator light
Black interior
Internal LED lighting

SAFETY

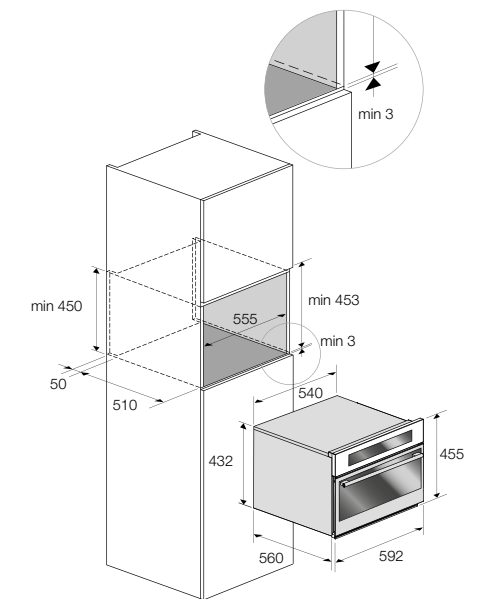
Anti-vibration system
Anti-condensation system
Anti-UV insulating glass

STANDARD ACCESSORIES

3 wooden shelves
Set of 3 removable telescopic rails
Brackets set to install with drawer
Power cord with plug

COMPATIBLE WITH:

Basic drawer LD 15
Wooden container with
FWC ADC 150 (see page 238)
Other COMPACT 45 models



See technical data on page 258



Obsidian black glass
FWC 4522 TC BK hinge on right
Code EAN 8019801017904
FWC 4522 TC BK S hinge on left
Code EAN 8019801017942



Arctic white glass
FWC 4522 TC WH hinge on right
Code EAN 8019801017898
FWC 4522 TC WH S hinge on left
Code EAN 8019801017935



Metal grey glass
FWC 4522 TC ME hinge on right
Code EAN 8019801017911
FWC 4522 TC ME S hinge on left
Code EAN 8019801017959

CREATIVE

COMPACT 45 COFFEE MACHINE

THE BEST COFFEE AT HOME

Fulgor Milano automatic coffee machines comes with a steam dispenser for cappuccino and hot drinks. Selecting the coffee option you like, automatically grinds, presses the powder, and serves the coffee.

COFFEE BEAN CONTAINER WITH LID

The container holds 400 g of coffee beans and automatically grinds a single dose for the best quality in each cup of coffee. An indicator light on the instrument panel is connected to a sensor in the container and indicates when to refill it.

TELESCOPIC RAILS

The machine is mounted on two telescopic rails that allow its removal from the cabinet, to fill up the coffee bean and water containers.

DRAWER AND WOODEN CONTAINER

The drawer CD 15 / LD 15 could be supplied upon request with a container to fit with cups, dishes, spoons, sugar etc...(CM DC 150).



CONTROL PANEL

The sensor control panel features intuitive icons for selecting the functions and indicator lights for the levels in the containers.

STEAM WAND

Allows you to make a real Italian cappuccino, by warming the milk until you get a creamy froth. Useful for making other milk-based drinks as well (chocolate, etc.) The two spouts are height-adjustable to make it easier to use cups, glasses of different sizes. The compartment is lit by two LED light sources.

COFFEE AND HOT WATER DISPENSER

You can select the type of coffee to serve, strong, normal or light and even different grinds to vary the creaminess of the coffee and the intensity of the aroma. The hot water dispenser also makes it easier to prepare hot drinks (herbal drink, tea) by cutting down the preparation time.

GROUND COFFEE CONTAINER

It is accessible from the front of the appliance and an indicator light on the instrument panel signals when it is full and needs to be emptied. It is accessed by removing the drip tray.

INTERNAL WASH

Every time the machine is turned on or off, a pre-wash is performed to sanitise the internal components.

WATER TANK

The water tank has a capacity of 2.5 L and an easy-to-replace lime scale filter (a light indicates when it needs to be replaced) is located on the side of the machine for easy access. A sensor connected to an indicator on the control panel signals when to top up the water.

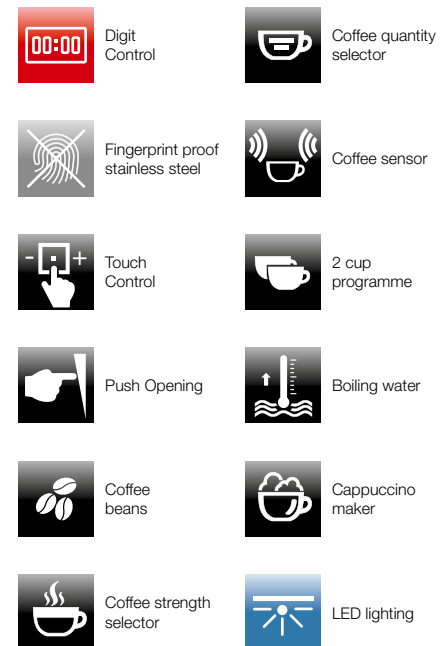
WATER SOFTENER ADJUSTMENT

The machine includes the option of adjusting the use of lime scale filters based on the hardness of the water supply.

CLEAN

After every 10 cups of coffee, the machine performs a completely automatic circuit cleaning cycle.

FCM 4509 TC X



FULLY AUTOMATIC MACHINE FOR COFFEE, MILK, HOT DRINKS, STEAM

Finish in fingerprint resistant stainless steel

PERFORMANCE

Espresso / 2 x Espresso.
Coffee / 2 x Coffee
White coffee.
Latte macchiato.
Cappuccino.
Milk froth.
Warm milk.
Hot water.
Water heating Time 3 minutes
Automatic cleaning cycle
Stand-by (energy saving)

FEATURES

Touch control panel
Coffee bean grinder
Coffee bean container (400 g)
2.5 L water tank
Ground coffee container
Height adjustable dispenser
Steam spout
Drip tray
Telescopic rails

SAFETY

Water hardness setting
Coffee and water refill indicators
Ground coffee container to empty indicator
Cleaning indicator
Lime scale filter indicator

STANDARD ACCESSORIES

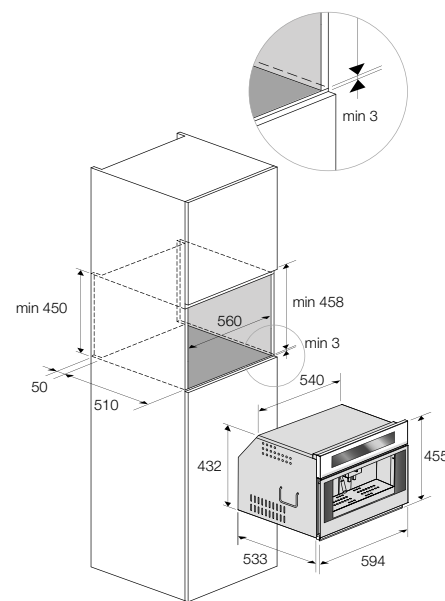
Telescopic rails
Lime scale filter
Power cord with plug

ACCESSORIES ON REQUEST

Coffee accessories wooden container (CM DC 150)

COMPATIBLE WITH:

Fitted drawer CD15
cm (see page 238)
Other COMPACT 45 models



See technical data on page 258



Touch proof stainless steel
FCM 4509 TC X
Code EAN 8019801017492




Drawer with front in stainless steel
CM DC 150
Code EAN 8019801013456



Internal container
CM DC 150
Code EAN 8019801013494

FCM 4509 TC



FULLY AUTOMATIC MACHINE FOR COFFEE, MILK, HOT DRINKS, STEAM

Finish in fingerprint resistant stainless steel

PERFORMANCE

Espresso / 2 x Espresso.
Coffee / 2 x Coffee
White coffee.
Latte macchiato.
Cappuccino.
Milk froth.
Warm milk.
Hot water.
Water heating Time 3 minutes
Automatic cleaning cycle
Stand-by (energy saving)

FEATURES

Touch control panel
Coffee bean grinder
Coffee bean container (400 g)
2.5 L water tank
Ground coffee container
Height adjustable dispenser
Steam spout
Drip tray
Telescopic rails

SAFETY

Water hardness setting
Coffee and water refill indicators
Ground coffee container to empty indicator
Cleaning indicator
Lime scale filter indicator

STANDARD ACCESSORIES

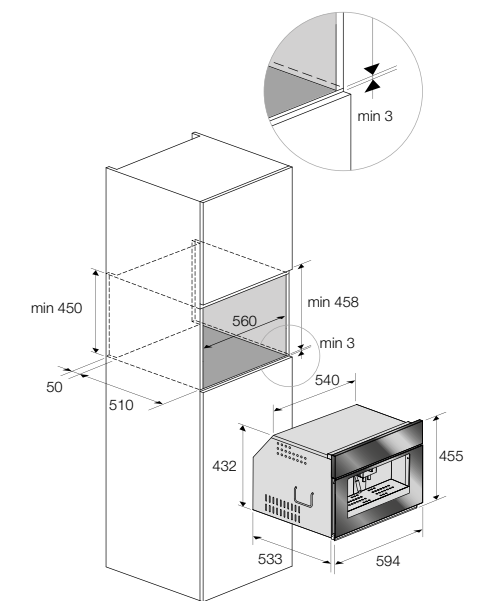
Telescopic rails
Lime scale filter
Power cord with plug

ACCESSORIES ON REQUEST

Coffee accessories wooden container (CM DC 150)

COMPATIBLE WITH:

Fitted drawer LD 15
cm (see page 238)
Other COMPACT 45 models



See technical data on page 258



Obsidian black glass
FCM 4509 TC BK
Code EAN 8019801017591



Arctic white glass
FCM 4509 TC WH
Code EAN 8019801017546



Drawer
LD 15 BK Obsidian black
Code EAN 8019801013470
LD 15 WH Arctic white
Code EAN 8019801013463




Accessories container
CM DC 150
Code EAN 8019801013494



FULGOR
MILANO

INDUCTION HOBS



FULGOR
MILANO

INDUCTION

INDUCTION HOBS

SAFETY AND CONTROL WITH A TOUCH

ASSISTED COOKING


For every single cooking area of the FSH models, are available 3 pre-set temperatures::
42°C to melt chocolate etc.
70°C for keeping food warm and slow cooking
94°C for simmering.

EXTENDED AREA (BRIDGE)

Versatile and flexible, to use extra-large saucepans.

TIMER

This function with a digital display allows you set cooking times with maximum precision.



SLIDER CONTROLS

The slider sensor controls set the power for each cooking zone.

POWER BOOSTER

To boost the power of each single cooking zone and cutting down down cooking time.

AUTOMATIC POWER OFF

When a cooking zone has been working too long time and the surface overheats, it automatically switches off.

COLOUR CHOICE

Three different colours:
CERABLACK classic black
CERAWHITE pure white
MATT GREY semi-gloss matt grey

ECO-FRIENDLY GLASS CERAMIC

Surfaces in glass ceramic consist of natural, eco-friendly raw materials.

SENSOR FOR DETECTING SAUCEPANS

Automatic detection of pans on single cooking area through sensors, preventing them turning on if they are taken off.

SAFETY LOCK


Allows you to stop accidental use of the hob and prevents damage and occasional accidents.

RESIDUAL HEAT INDICATOR

The residual heat indicator (H) warns you not to touch the hotplate which is still hot.

FLUSH FIT

All the models can be installed flush to the worktop.



INDUCTION HOBS

TECHNOLOGY AND EFFICIENCY

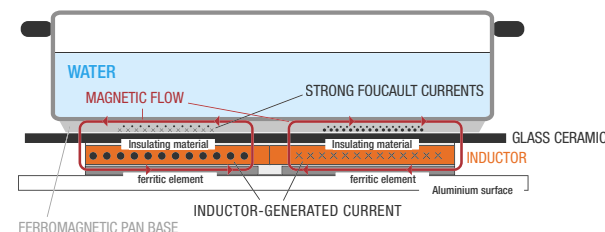


INDUCTION

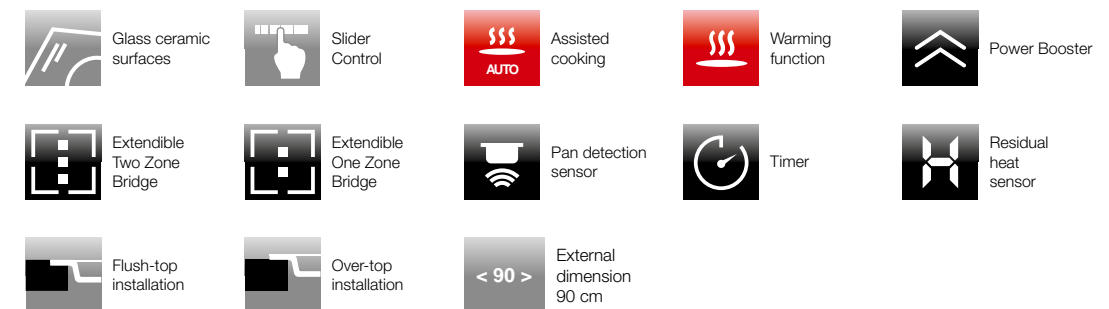
The principle of how induction works is simple: an electronic generator powers and controls an electric circuit (inductor) inside the appliance. This circuit creates a magnetic field so that the pan, placed on the glass ceramic surface, is crossed by "induction" currents. Using the Joule effect, these currents transform the pan into the real heat emitter, while the glass ceramic surface remains "cold".

Induction Technology has two main effects:

- since the heat is emitted by the pan itself, the heat output is maximised and there is no heat loss during cooking.
- there is no thermal inertia because placing the pot on or removing it from the glass ceramic surface instantly starts or stops cooking.



FSH 9000 ID TF BK



INDUCTION HOB

CeraBlack glass ceramic finish

PERFORMANCE

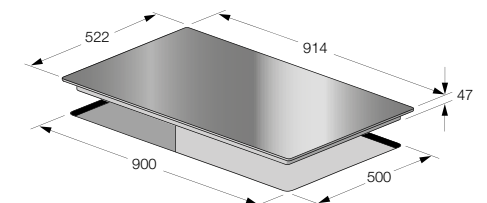
Chef function
8 cooking areas
Vertical bridge combination for extra-large pots
Booster for rapid heating
Automatic heating
"Pause and Recall" function
Keep warm function
End-of-cooking timer

SAFETY

Saucepan detection sensor
Safety switch (to prevent accidental use)
Residual heat indicator (H)
Automatic power off with temperature sensor

STANDARD ACCESSORIES

Scraper to clean surfaces



FEATURES

3.5" central display
Direct interactivity
Slider touch controls

See technical data on page 259



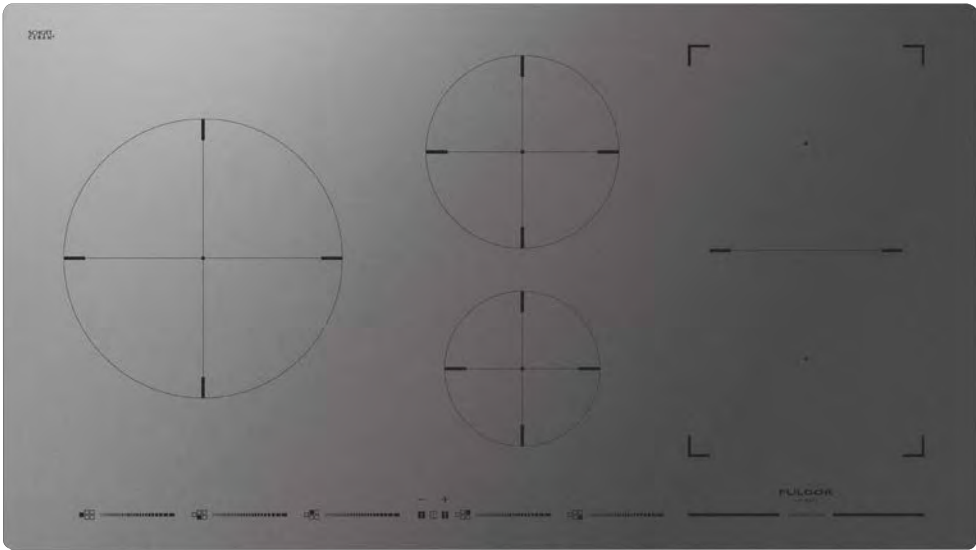
CeraBlack glass ceramic

FSH 9000 ID TF BK

Code EAN 8019801018017

available June 2017

FSH 905 ID TS



Glass ceramic surfaces

Slider Control

Warming function

Extendible One Zone Bridge

Power Booster

Pan detection sensor

Timer

Residual heat sensor

Temperature limit sensor

Flush-top installation

Over-top installation

External dimension 90 cm

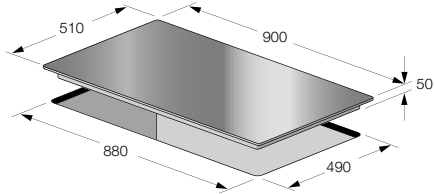
INDUCTION HOB
Glass ceramic surface

PERFORMANCE
5 cooking area
Assisted cooking in all areas,
with 3 pre-configured temperatures:
42°C to melt chocolate etc.
70°C for keeping food warm
and slow cooking
94°C for simmering
Vertical bridge combination for
extra-large pans
Booster for rapid heating
Automatic heating
Keep warm function
End-of-cooking timer

FEATURES
Slider touch controls
Optional flush-top installation

SAFETY
Saucepan detection sensor
Safety switch
(to prevent accidental use)
Residual heat indicator (H)
Automatic power off
with temperature sensor

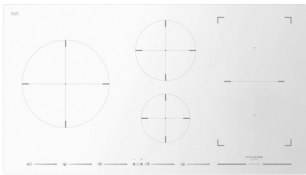
STANDARD ACCESSORIES
Scraper to clean surfaces



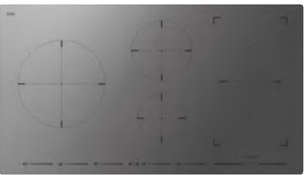
See technical data on page 259



CeraBlack glass ceramic
FSH 905 ID TS BK
Code EAN 8019801017720

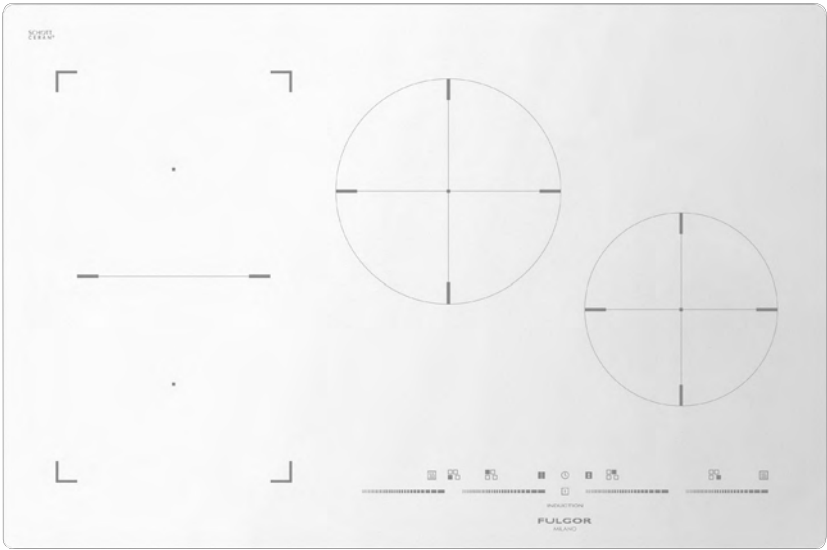


CeraWhite glass ceramic
FSH 905 ID TS WH
Code EAN 8019801015528



Matt Grey glass ceramic
FSH 905 ID TS MAT
Code EAN 8019801014323

FSH 804 ID TS



Glass ceramic surfaces

Slider Control

Warming function

Extendible One Zone Bridge

Power Booster

Pan detection sensor

Timer

Residual heat sensor

Temperature limit sensor

Flush-top installation

Over-top installation

External dimension 80 cm

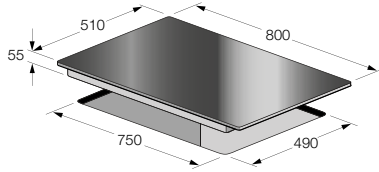
INDUCTION HOB
Glass ceramic surface

FEATURES
4 hotplates
Assisted cooking in all areas,
with 3 pre-configured temperatures:
42°C to melt chocolate etc.
70°C for keeping food warm
and slow cooking
94°C for simmering and slow cooking
Vertical bridge combination
for extra-large pans
Booster for rapid heating
Automatic heating
Keep warm function
End-of-cooking timer


FEATURES
Slider touch controls
Optional flush-top installation

SAFETY
Saucepan detection sensor
Safety switch
(to prevent accidental use)
Residual heat indicator (H)
Automatic power off
with temperature sensor

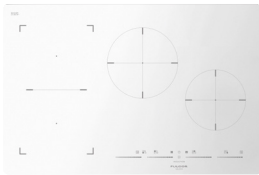
STANDARD ACCESSORIES
Scraper to clean surfaces




See technical data on page 259



CeraBlack glass ceramic
FSH 804 ID TS BK
Code EAN 8019801017737



CeraWhite glass ceramic
FSH 804 ID TS WH
Code EAN 8019801017751



Matt Grey glass ceramic
FSH 804 ID TS MAT
Code EAN 8019801017744



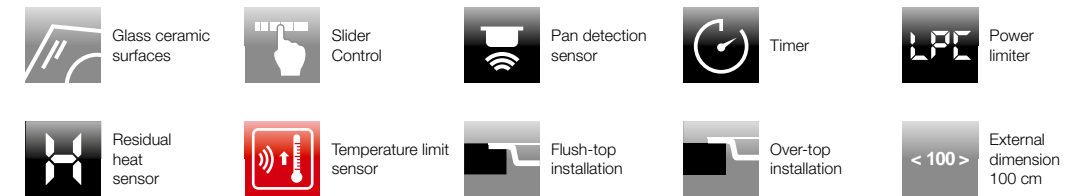

TECHNOLOGY MAKES YOUR LIFE EASIER



INDUCTION HOBS

FULGOR
MILANO

CH 1004 ID TS



INDUCTION HOB

Glass ceramic surface
In-Line design

FEATURES

4 in-line hotplates
LPC limiting power consumption
(removable on request)
Automatic heating
End-of-cooking timer

FEATURES

Centralised slider touch controls
Optional flush-top
installation

SAFETY

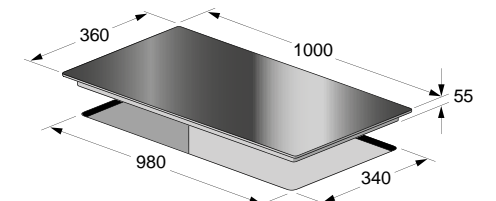
Saucepan detection sensor
Safety switch
(to prevent accidental use)
Residual heat indicator (H)
Automatic power off
with temperature sensor

STANDARD ACCESSORIES

Scraper to clean surfaces

COMPATIBLE WITH:

INDUKIT 4:
Kit of 4 inductor discs
for cooking with pans
not specifically made for induction
cooking



See technical data on page 260



CeraBlack glass ceramic
CH 1004 ID TS BK
Code EAN 8019801014354



CeraWhite glass ceramic
CH 1004 ID TS WH
Code EAN 8019801014361



kit of 4 inductor discs for cooking
with non-induction pans
INDUKIT 4

CHM 904 ID TS



- Glass ceramic surfaces
- Slider Control
- Pan detection sensor
- Timer
- Power limiter
- Residual heat sensor
- Temperature limit sensor
- Flush-top installation
- Over-top installation
- External dimension 90 cm

INDUCTION HOB
Glass ceramic finish
Curve design

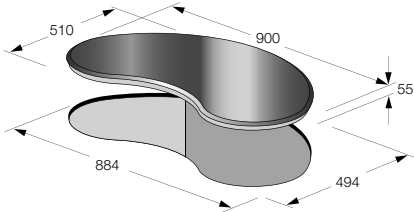
FEATURES
4 hotplates
LPC limiting power consumption (removable on request)
Automatic heating
End-of-cooking timer
Pause function

FEATURES
Centralised slider touch controls
Optional flush-top installation

SAFETY
Saucepan detection sensor
Safety switch (to prevent accidental use)
Residual heat indicator (H)
Automatic power off with temperature sensor

STANDARD ACCESSORIES
Scraper to clean surfaces

COMPATIBLE WITH:
INDUKIT 4:
Kit of 4 inductor discs for cooking with pans not specifically designed for induction cooking



See technical data on page 260

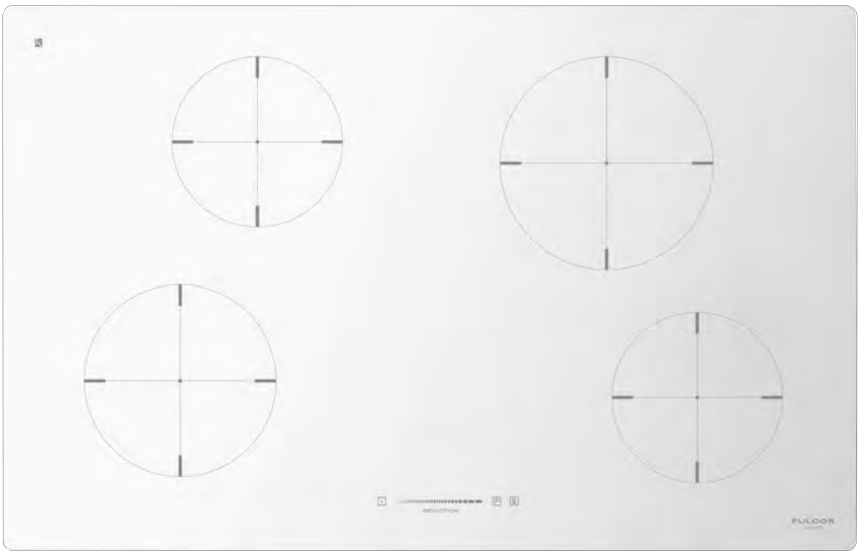


CeraBlack glass ceramic
CHM 904 ID TS BK
Code EAN 8019801014347



kit of 4 inductor discs for cooking with non-induction pans
INDUKIT 4

CH 804 ID TS



- Glass ceramic surfaces
- Slider Control
- Warming function
- Timer
- Power limiter
- Residual heat sensor
- Temperature limit sensor
- Flush-top installation
- Over-top installation
- External dimension 80 cm

INDUCTION HOB
Glass ceramic surface

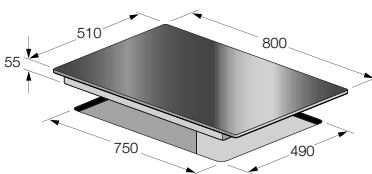
FEATURES
4 cooking areas
LPC limiting power consumption (removable on request)
Automatic heating
End-of-cooking timer
Pause function

FEATURES
Centralised slider touch controls
Optional flush-top installation

SAFETY
Saucepan detection sensor
Safety switch (to prevent accidental use)
Residual heat indicator (H)
Automatic power off with temperature sensor

STANDARD ACCESSORIES
Scraper to clean surfaces

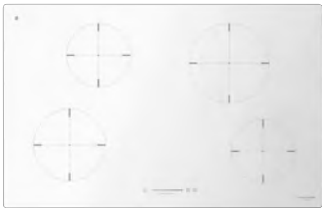
COMPATIBLE WITH:
INDUKIT 4:
Kit of 4 inductor discs for cooking with pans not specifically made for induction cooking



See technical data on page 260



CeraBlack glass ceramic
CH 804 ID TS BK
Code EAN 8019801014392

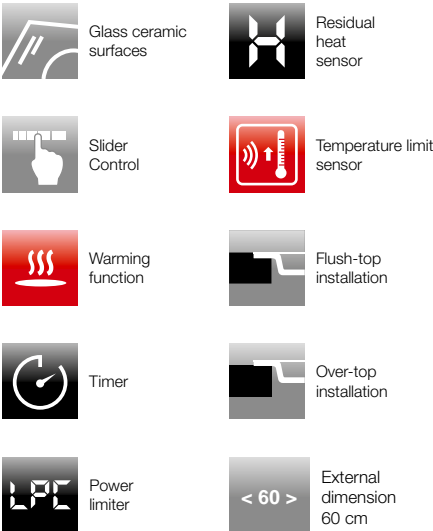



CeraWhite glass ceramic
CH 804 ID TS WH
Code EAN 8019801014408



kit of 4 inductor discs for cooking with non-induction pans
INDUKIT 4

CH 604 ID TS



INDUCTION HOB
Glass ceramic surface

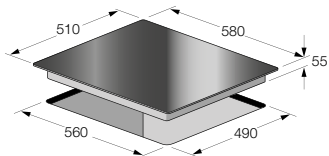
FEATURES
4 cooking areas
LPC limiting power consumption (removable on request)
Automatic heating
End-of-cooking timer
Pause function

FEATURES
Centralised slider touch controls
Optional flush-top installation

SAFETY
Saucepan detection sensor
Safety switch (for preventing accidental use)
Residual heat indicator (H)
Automatic power off with temperature sensor

STANDARD ACCESSORIES
Scraper to clean surfaces


COMPATIBLE WITH:
INDUKIT 4:
Kit of 4 inductor discs for cooking with pans not specifically made for induction cooking



See technical data on page 261



CeraBlack glass ceramic
CH 604 ID TS BK
Code EAN 8019801014415

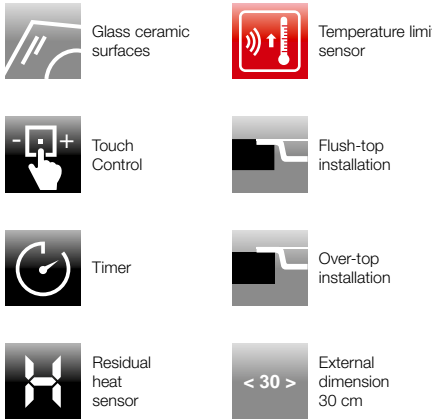
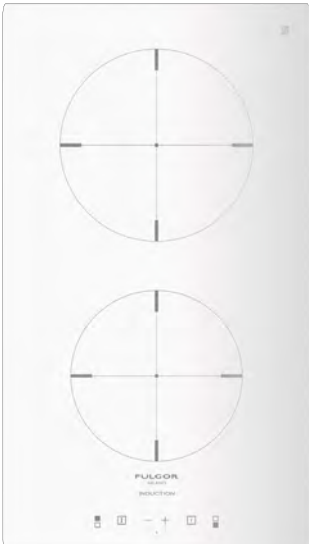


CeraWhite glass ceramic
CH 604 ID TS WH
Code EAN 8019801014422



kit of 4 inductor discs for cooking with non-induction pans
INDUKIT 4

CH 302 ID TC



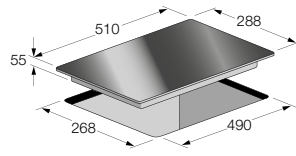
INDUCTION HOB
Glass ceramic finish

FEATURES
2 cooking areas
Automatic heating
End-of-cooking timer

FEATURES
Touch control for all areas
Optional flush-top installation

SAFETY
Saucepan detection sensor
Safety switch (for preventing accidental use)
Residual heat indicator (H)

STANDARD ACCESSORIES
Scraper to clean surfaces



See technical data on page 261



CeraBlack glass ceramic
CH 302 ID TC BK
Code EAN 8019801014439



CeraWhite glass ceramic
CH 302 ID TC WH
Code EAN 8019801014446



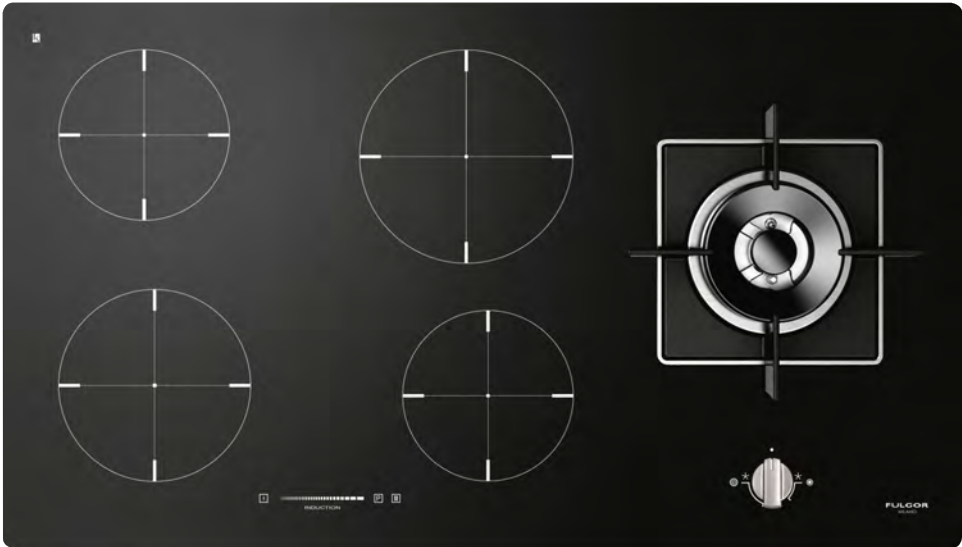
HYBRID INTELLIGENCE



INDUCTION HOBS

FULGOR
MILANO

FCH 905 ID TS G DWK



Glass ceramic surfaces	Slider Control	Hybrid	Power limiter	Temperature limit sensor
Timer	Pan detection sensor	Residual heat sensor	Gas powered	Dual Burner
Gas Safety	External dimension 90 cm	Flush-top installation	Over-top installation	

HYBRID GAS/INDUCTION HOB

Glass ceramic surface

FEATURES

4 induction cooking areas
LPC limiting power consumption (removable on request)
Automatic heating
End-of-cooking timer
Pause function
Brass large gas burner (4.0 kW)

FEATURES

Centralised slider touch controls
Dual regulation for gas burners, with steel knob
Cast iron burner grid
Optional flush-top installation

SAFETY

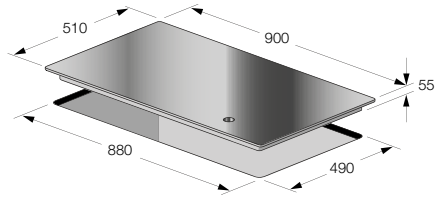
Saucepan detection sensor
Safety switch (to prevent accidental use)
Residual heat indicator (H)
Automatic power off with temperature sensor
Gas detection and stop gas system (burner)

STANDARD ACCESSORIES

Scraper to clean surfaces
Cast iron adaptor for Woks
Cast iron reducer for small pans

COMPATIBLE WITH:

INDUKIT 4:
kit of 4 inductor discs for cooking with non-induction pans



See technical data on page 261



CeraBlack glass ceramic
FCH 905 ID TS G DWK BK
Code EAN 8019801017706



CeraWhite glass ceramic
FCH 905 ID TS G DWK WH
Code EAN 8019801017713



kit of 4 inductor discs for cooking with non-induction pans
INDUKIT 4



FULGOR
MILANO

COMBI SET HOBS



COMBI SET HOBS

UNIQUE SOLUTIONS AND COMBINATIONS

TEPPAN YAKI

Cooking with Teppan Yaki maintains unaltered the taste of the food by cooking directly on the steel plate, powered by induction and regulated electronically to surprise even the most refined palates.

BARBECUE

Sophisticated electric grill which can be used with a lava stone or water, for cooking excellent grilled meat with electronic regulation and sensor controls. Black glass cover provided.



TOUCH CONTROLS

An electronic board that is sophisticated but, at the same time, easy to use manages all the functions of Plano hobs.



MANUAL CONTROLS

For a continuous, simplified use of domino induction and gas hobs, versions with manual controls are also available with knobs in Professional stainless steel.

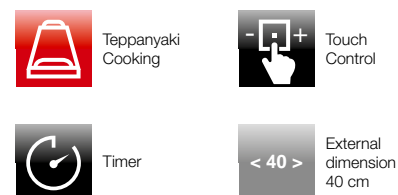
LARGE COOKING BURNER AND ADAPTOR

A single burner with great flexibility of use thanks to the Dual Control electronic regulation sensors and the possibility of programming the operating times. Equipped with a special cast iron adaptor to hold the wok pans.

FRYER

To ensure professional quality frying, it can be adjusted to reach optimum oil temperatures in a short time with electronic regulation and sensor controls. The basket with handles can be removed as can the steel container. Black glass cover provided.

CPH 402 ID TY TC X



TEPPAN YAKI INDUCTION HOBS

Stainless steel finish

PERFORMANCE

2 independent cooking areas
End-of-cooking timer for each area
End-of-cooking alarm

FEATURES

Touch controls
Digital power level indicator
10 mm thick stainless steel plate
Food residues collection channel surrounding the plate
Optional flush and semi-flush top installation

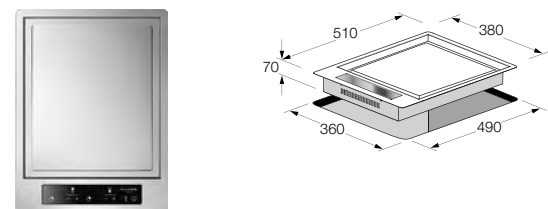
SAFETY

Safety switch
(to prevent accidental use)
Residual heat indicator (H)

STANDARD ACCESSORIES

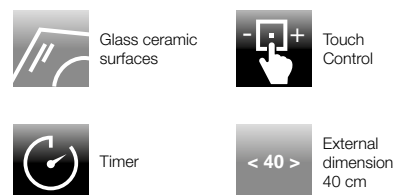
Power cord and plug

See technical data on page 262



Stainless steel
CPH 402 ID TY TC X
Code EAN 8019801009688

CPH 402 ID TC X



INDUCTION HOB

Glass ceramic surface with stainless steel frame

PERFORMANCE

2 independent cooking areas
End-of-cooking timer for every hotplate
End-of-cooking alarm

FEATURES

Touch controls
Digital power level indicator
Optional flush and semi-flush top installation

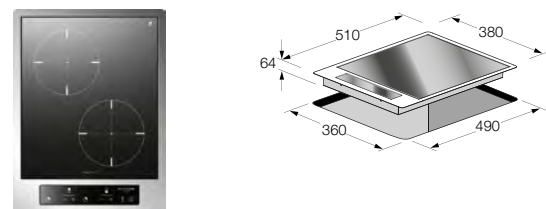
SAFETY

Safety switch
(to prevent accidental use)
Residual heat indicator (H)

STANDARD ACCESSORIES

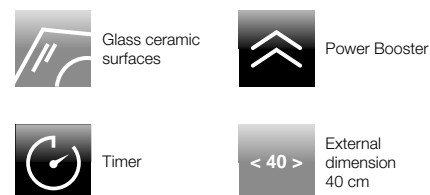
Scraper to clean surfaces
Power cord and plug

See technical data on page 262



CeraBlack glass ceramic and stainless steel frame
CPH 402 ID TC X
Code EAN 8019801008858

CPH 402 ID X



INDUCTION HOB

Glass ceramic finish with stainless steel frame

PERFORMANCE

2 independent cooking areas
End-of-cooking timer for each area
Booster for rapid heating
Automatic heating
End-of-cooking alarm

FEATURES

Knobs in Professional stainless steel.
Digital power level indicator
Optional flush and semi-flush top installation

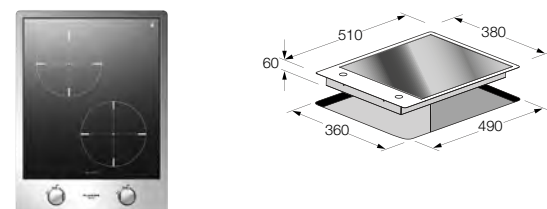
SAFETY

Safety lock
(to prevent accidental use)
Residual heat indicator (H)

STANDARD ACCESSORIES

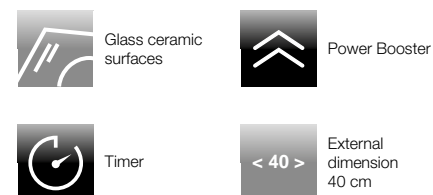
Scraper to clean surfaces
Power cable

See technical data on page 262



CeraBlack glass ceramic and stainless steel frame
CPH 402 ID X
Code EAN 8019801014460

CPH 401 ID X



INDUCTION HOB

Glass ceramic finish with stainless steel frame

PERFORMANCE

1 large cooking area
End-of-cooking timer
Booster for rapid heating
Automatic heating
End-of-cooking alarm

FEATURES

Knobs in Professional stainless steel.
Digital power level indicator
Optional flush and semi-flush top installation

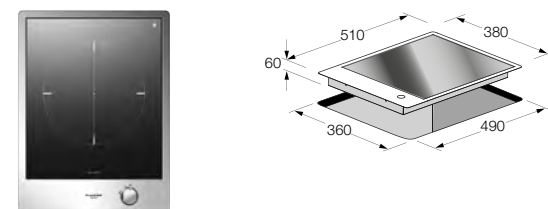
SAFETY

Safety lock
(to prevent accidental use)
Residual heat indicator (H)

STANDARD ACCESSORIES

Scraper to clean surfaces
Power cable

See technical data on page 262

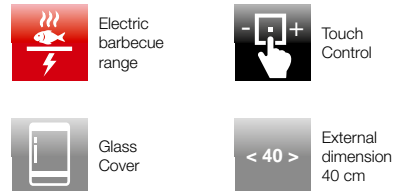


CeraBlack glass ceramic and stainless steel frame
CPH 401 ID X
Code EAN 8019801014453

COMBI SET 40 HOBS

FULGOR
MILANO

CPH 401 BQ TC X



HOB
ELECTRIC BARBECUE GRILL
Stainless steel finish

PERFORMANCE
Barbecue with lava stone inside
Grilling with water inside

FEATURES
Touch controls
12-Level electronic programming
Cooking timer up to 99 min.
Operation indicator
Removable, stainless steel tub
Optional flush or semi-flush top installation

SAFETY
Safety switch
(to prevent accidental use)

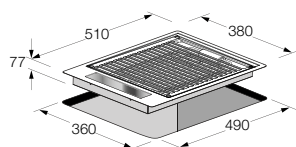
STANDARD ACCESSORIES
Black tempered glass cover
Power cord with plug

See technical data on page 263

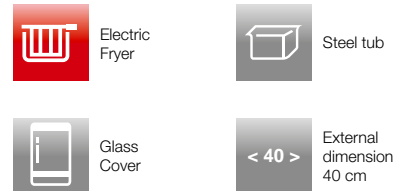



Hob supplied
with cover in
black tempered glass

Stainless steel
CPH 401 BQ TC X
Code EAN 8019801008810



CPH 401 FR TC X



HOB
ELECTRIC FRYER
Stainless steel finish

PERFORMANCE
Oil-based frying

FEATURES
Touch controls
Temperature adjustment from 80 to 200°C
Operation indicator
Indicator light set temperature reached
Cooking timer
Container and basket in stainless steel
with handles for easy removal and cleaning
Optional flush or semi-flush top installation

SAFETY
Safety switch
(to prevent accidental use)

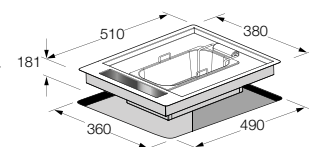
STANDARD ACCESSORIES
Black tempered glass cover
Power cord with plug

See technical data on page 263



Hob supplied
with cover in
black tempered glass

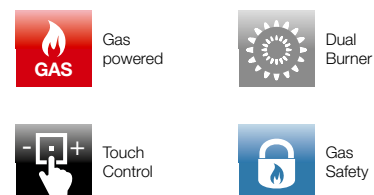
Stainless steel
CPH 401 FR TC X
Code EAN 8019801008827



THE BEST COMBINATION AT YOUR CHOICE



CPH 401 GDWK TC X



GAS HOB
Stainless steel finish

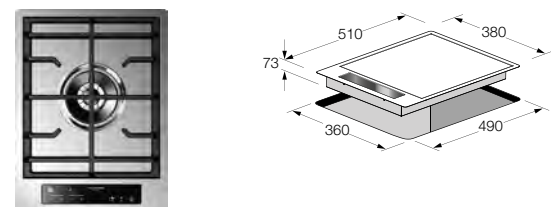
PERFORMANCE
4.0 kW Wok burner
DUAL regulation (separate controls)
Special long cooking at a low temperature
(up to 4 h)
Automatic burner cut-off timer
Automatic re-ignition

FEATURES
Touch controls
Cast iron grid
Optional flush or semi-flush top installation

SAFETY
Gas detection and stop gas system
Switch to prevent accidental use
Residual heat indicator (H)


STANDARD ACCESSORIES
Cast iron adaptor for Woks
Cast iron reducer for small pans
Power cord with plug

See technical data on page 264



Stainless steel
CPH 401 GDWK TC X
Code EAN 8019801008865

CPH 402 G TC X



GAS HOB
Stainless steel finish

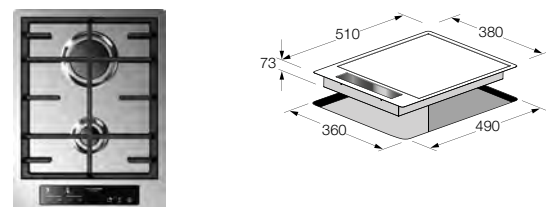
PERFORMANCE
2 Burners
Special long cooking at a low temperature
(up to 4 h)
Automatic burner cut-off timer
Automatic relighting

FEATURES
Touch controls
Cast iron grid
Optional flush or semi-flush top installation

SAFETY
Gas detection and stop gas system
Switch to prevent accidental use
Residual heat indicator (H)

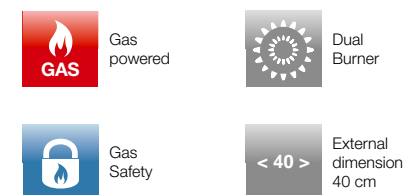
STANDARD ACCESSORIES
Cast iron reducer for small pans
Power cord with plug

See technical data on page 264



Stainless steel
CPH 402 G TC X
Code EAN 8019801008872

CPH 401 GDWK X



GAS HOB
Stainless steel finish

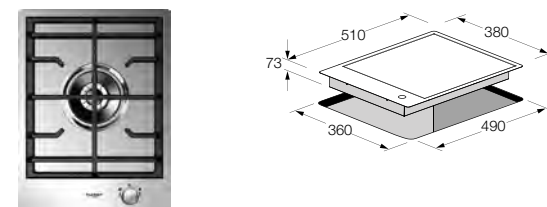
PERFORMANCE
4.0kW Wok burner
DUAL Regulation

FEATURES
Knobs in Professional stainless steel.
Cast iron grid
Optional flush or semi-flush top installation

SAFETY
Gas detection and stop gas system

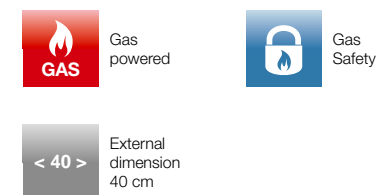
STANDARD ACCESSORIES
Cast iron adaptor for Woks
Cast iron reducer for small pans
Power cord with plug

See technical data on page 264



Stainless steel
CPH 401 GDWK X
Code EAN 8019801011070

CPH 402 G X



GAS HOB
Stainless steel finish

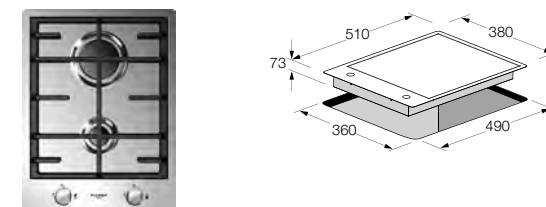
PERFORMANCE
2 gas burners

FEATURES
Knobs in Professional stainless steel.
Cast iron grid
Optional flush or semi-flush top installation

SAFETY
Gas detection and stop gas system

STANDARD ACCESSORIES
Cast iron reducer for small pans
Power cord with plug

See technical data on page 264



Stainless steel
CPH 402 G X
Code EAN 8019801011087



FULGOR
MILANO

GAS HOBS



GAS HOBS

PERFORMANCE WITH STYLE AND FLEXIBILITY



TOUCH CONTROLS

The ultimate electronic board, easy to use, ensures the operations management of all Plano hob functions

AUTOMATIC GAS RE-IGNITION

If the flame goes out , the automatic re-ignition will try 3 times to restart the burner; if it fails the flame failure device will stop the gas supply (Gas Protekt).

FLUSH AND SEMI-FLUSH WORKTOP INSTALLATION

Plano hobs have 1mm thick edge, allowing their flush or semiflush installation in kitchen worktop.



GAS PROTEKT DOUBLE STEP

For increased safety while using Plano gas hobs a second safety valve has been add to the regular one on each burner,acting on the gas supply connection directly, allowing to switch off all burners together at the same time if required.

GAS BURNER TOUCH IGNITION

To ignite a burner, simultaneously press the relevant + and - buttons on the touch (control panel for at least 3 seconds. When the flame ignites, it is set to an intermediate heat (level 3 on the digital display). You can adjust it from 1 to 5 by pressing the + and - buttons depending on the cooking requirements.

TURNING ON THE HOB

To switch the hob on, hold down the ON/OFF button for at least 2 seconds. When it lit, the displays of the burners show a zero level , corresponding to their turn off state.

SETTING COOKING TIME

Plano hobs are equipped with a timer to set cooking time of each burner independently, turning off automatically at the end.

LONG COOKING AT LOW TEMPERATURES

This innovative function allows for cooking of special recipes (preserves, marmalades, sauces, chocolate, etc.) by turning any burner on the hob on or off in a definable sequence within 60 seconds to maintain a low temperature extended over time (up to 4 hours).

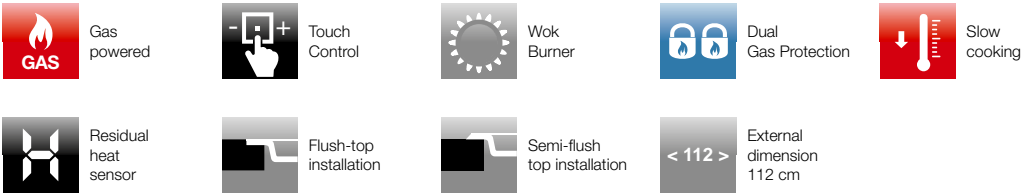
RESIDUAL HEAT INDICATOR

Fulgor Milano's innovative technology makes it possible to detect the temperature of each burner when it is turned off after cooking time, with a specific sensor. The letter H appears on the digital display close to burner controls until the temperature reaches a warm level, so that the burner is safe to touch and can be cleaned.

CAST IRON FLUSH-FIT TRIVETS

The cast iron trivets included in the Creative Plano series are designed to offer the best flush fit possible while maintaining the efficiency of the burners and preventing heat dispersion of the flame. For increased protection of the solid surface work tops, the outer part of the grids has been made thicker.

CPH 1124 GWK TC X



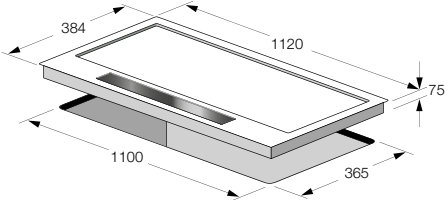
GAS HOB
Stainless steel finish

PERFORMANCE
4 in-line burners
including 1 Wok burner (4.0 kW)
Special long cooking / low temperature function
Automatic burner cut-off timer
Automatic re-ignition

FEATURES
Touch controls
Cast iron trivets
Optional flush or semi-flush top installation

SAFETY
Gas Protekt dual step
Residual heat indicator (H)

STANDARD ACCESSORIES
Cast iron adaptor for Woks
Cast iron reducer for pans with small bases
Power cord with plug

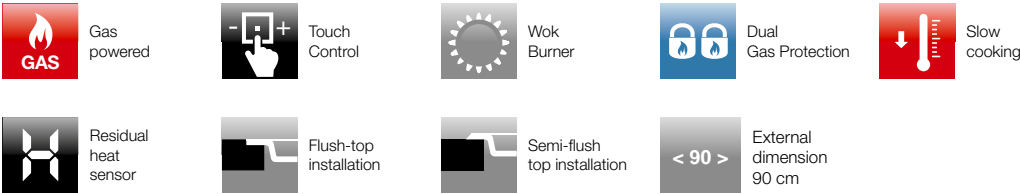


See technical data on page 265



Stainless steel / touch black
CPH 1124 GWK TC X
Code EAN 8019801008773

CPH 905 GWK TC X



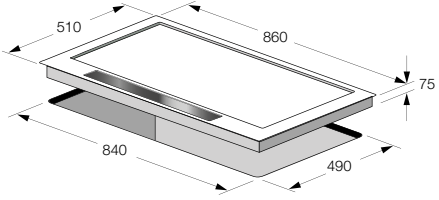
GAS HOB
Stainless steel finish

PERFORMANCE
5 burners including 1 Wok burner (4.0 kW)
Special long cooking / low temperature function
Automatic burner cut-off timer
Automatic re-ignition

FEATURES
Touch controls
Cast iron trivets
Optional flush or semi-flush installation

SAFETY
Gas Protekt double step.
Residual heat indicator (H)

STANDARD ACCESSORIES
Cast iron adaptor for Woks
Cast iron reducer for small pans
Power cord with plug




See technical data on page 265



Stainless steel / black touch keyboard
CPH 905 GWK TC X
Code EAN 8019801008780

CPH 765 GWK TC X



GAS HOB

Stainless steel finish

PERFORMANCE

5 Burners including 1 Wok burner (4.0 kW)
Special long cooking at a low temperature (up to 4 h)
Automatic burner cut-off timer
Automatic re-ignition

FEATURES

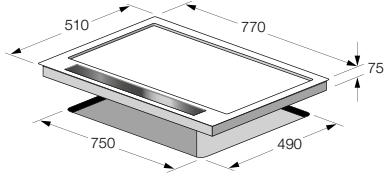
Touch controls
Cast iron trivets
Optional flush or semi-flush top installation

SAFETY

Dual gas detection and stop gas switch to prevent accidental use.
Residual heat indicator (H)

STANDARD ACCESSORIES

Cast iron adaptor for Woks
Cast iron reducer for pans with small bases
Power cord with plug




See technical data on page 265



Stainless steel / black touch keyboard
CPH 765 GWK TC X
Code EAN 8019801008797

CPH 604 G TC X



GAS HOB

Stainless steel finish

PERFORMANCE

4 Burners
Special long cooking / low temperature function
Automatic burner off timer
Automatic relighting

FEATURES

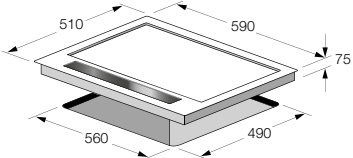
Touch controls
Cast iron trivets
Optional flush or semi-flush worktop installation

SAFETY

Gas Protekt double step.
Residual heat indicator (H)

STANDARD ACCESSORIES

Cast iron adaptor for Woks
Cast iron reducer for pans with small bases
Power cord with plug



See technical data on page 265



Stainless steel / black touch keyboard
CPH 604 G TC X
Code EAN 8019801008803

CPH 1124 GWK X



GAS HOB

Stainless steel finish

PERFORMANCE

4 in-line burners including 1 Wok burner (4.0 kW)

FEATURES

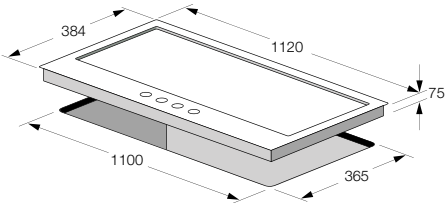
Electronic ignition
Steel knobs
Cast iron trivets
Optional flush
or semi-flush top installation

SAFETY

Gas detection and stop gas system

STANDARD ACCESSORIES

Cast iron adaptor for Woks
Cast iron reducer
for small pans
Power cord with plug



See technical data on page 266



Stainless steel
CPH 1124 GWK X
Code EAN 8019801011032

CPH 905 GWK X



GAS HOB

Stainless steel finish

PERFORMANCE

5 Burners including 1 Wok burner
(4.0 kW)

FEATURES

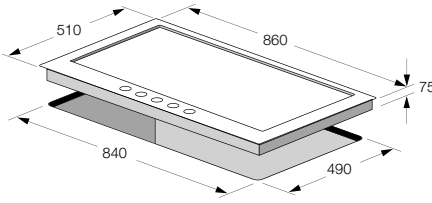
Electronic ignition
Steel knobs
Cast iron trivets
Optional flush
or semi-flush top installation

SAFETY

Gas detection and stop gas system

STANDARD ACCESSORIES

Cast iron adaptor for Woks
Cast iron reducer
for small pans
Power cord with plug



See technical data on page 266



Stainless steel
CPH 905 GWK X
Code EAN 8019801011049

CPH 765 GWK X



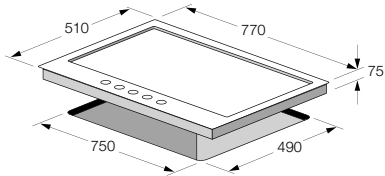
GAS HOB
Stainless steel finish

PERFORMANCE
5 Burners including 1 Wok burner (4.0 kW)

FEATURES
Electronic ignition
Steel knobs
Cast iron trivets
Optional flush or semi-flush top installation

SAFETY
Gas detection and stop gas system

STANDARD ACCESSORIES
Cast iron adaptor for Woks
Cast iron reducer for pans with small bases
Power cord with plug



See technical data on page 266



Stainless steel
CPH 765 GWK X
Code EAN 8019801011056

CPH 604 G X



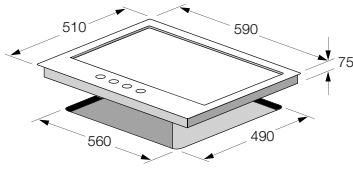
GAS HOB
Stainless steel finish

PERFORMANCE
4 Burners

FEATURES
Electronic ignition
Steel knobs
Cast iron trivets
Optional flush or semi-flush top installation

SAFETY
Gas detection and stop gas system

STANDARD ACCESSORIES
Cast iron reducer for pans with small bases
Power cord with plug



See technical data on page 266



Stainless steel
CPH 604 G X
Code EAN 8019801011063

FULGOR
MILANO

GAS HOBS

TWO CHOICES OF STYLE



BEVELLED EDGE FINISH

The entire outer edge of glass hobs is bevelled, bringing an appealing design to their surface.



SURFACES IN SUPERINOX STAINLESS STEEL

The Superinox hobs are made of a 4.8 mm thick sheet of steel, with a wide pattern brushed finish and fully faceted perimeter (diamond-edged)

GLASS COLOUR CHOICE

Glass hobs are available with following finish:
Black obsidian (BK)
Arctic white (WH)
Metal grey (ME)
which perfectly match with glass finish
ovens and design hoods

TEMPERED GLASS SURFACE

The surface of these hobs is made of an 8 mm sheet of tempered glass which guarantees stability, safety, strength, elegance and style to the glass hobs.

GAS HOBS

TWO CHOICES OF STYLE

GASPROTEKT

The GasProtekt system provides maximum safety and peace of mind because it shuts off the flow of gas if the flame is accidentally extinguished.

INDIVIDUAL ELECTRONIC IGNITION

Just turn the knob in the direction indicated to ignite the burners, with no need to hold the button down.

GASPROTEKT

The GasProtekt system provides maximum safety shutting gas supply off if the flame goes out.



HIGH POWERED WOK BURNER (DUAL)

The hobs have large burner (4 kW), perfect for cooking with broad-based pans and Wok pans . Controlled by Dual regulator allows you, , to just use the inner ring with small pans or boiling water for coffee, or the entire burner for larger cooking.

INDIVIDUAL CAST IRON TRIVETS

The individual square-based trivets provide excellent stability for the pots . Thanks to their heavy duty construction are long lasting. You can wash them frequently , but without the use of corrosive chemical products (not with dishwasher washing).

BRASS FINISH BURNERS

More efficient than regular burners, they ensure improved gas power use, without increasing consumption.

WOK ADAPTOR

An indispensable accessory which allows you to use Wok pans for innovative cooking.

CAST IRON REDUCER

Essential for cooking with small pans or for using traditional coffee pots, this new cast iron version guarantees improved stability.


STEEL BURNER HOUSING

The steel burner housing keeps glass away from heat source and collects liquid due to accidental spills.


FSH 1124 G 2DWK XX

STAINLESS STEEL







Superinox




Gas powered




Dual Burner



Gas Safety



Semi-flush top installation



External dimension 112 cm

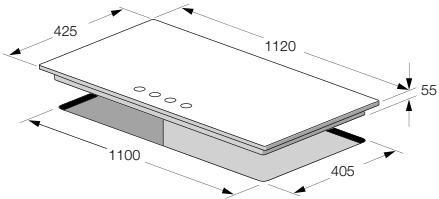
GAS HOB
SUPERINOX stainless steel finish

PERFORMANCE
4 in-line burners including 2 Wok burner (4.0 kW)
DUAL regulator for Wok burners

FEATURES
Stainless steel, 4.8 mm thickness
Highly efficient brass burners
Electronic ignition
Steel knobs
Cast iron trivets
4 Sides edge with diamond-edged finish

SAFETY
Gas detection and stop gas system

STANDARD ACCESSORIES
Cast iron adaptor for Woks
Cast iron reducer for small pans
Power cord with plug



See technical data on page 267




Stainless steel brushed finish
FSH 1124 G 2DWK XX
Code EAN 8019801017676


FCH 1124 G 2DWK

GLASS







Bevelled glass




8mm thick glass




Gas powered




Dual Burner



Gas Safety



Semi-flush top installation



External dimension 112 cm

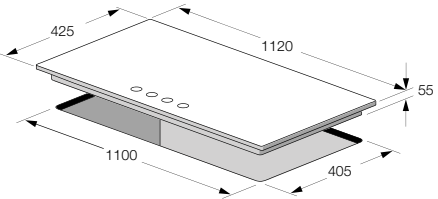
GAS HOB
Tempered glass finish

PERFORMANCE
4 in-line burners including 2 Wok burner (4.0 kW)
DUAL regulator for Wok burners

FEATURES
8 mm bevelled glass surface
Highly efficient brass burners
Electronic ignition
Steel knobs
Cast iron trivets
4 Sides edge with bevelled finish

SAFETY
Gas detection and stop gas system

STANDARD ACCESSORIES
Cast iron adaptor for Woks
Cast iron reducer for small pans
Power cord with plug



See technical data on page 268



Obsidian black glass
FCH 1124 G 2DWK BK
Code EAN 8019801017775




Arctic white glass
FCH 1124 G 2DWK WH
Code EAN 8019801017768



Metal grey glass
FCH 1124 G 2DWK ME
Code EAN 8019801017782

FSH 905 G DWK XX

STAINLESS STEEL



- Superinox
- Gas powered
- Dual Burner
- Gas Safety
- Semi-flush top installation
- External dimension 90 cm

GAS HOB

SUPERINOX stainless steel finish

PERFORMANCE

5 Burners including 1 Wok burner (4.0 kW)
DUAL regulator for Wok burners

FEATURES

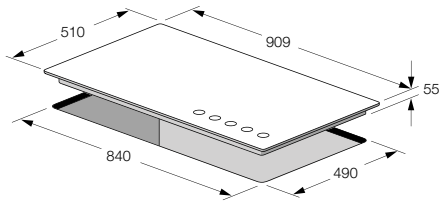
Stainless steel plate, 4.8 mm thickness
Highly efficient brass burners
Electronic ignition
Steel knobs
Cast iron trivets
4 sides edge with diamond-edged finish

SAFETY


Gas detection and stop gas system

STANDARD ACCESSORIES

Cast iron adaptor for Woks
Cast iron reducer for small pans
Power cord with plug




See technical data on page 267



Stainless steel brushed finish
FSH 905 G DWK XX
Code EAN 8019801017683

FCH 905 G DWK

GLASS



- Bevelled glass
- 8mm thick glass
- Gas powered
- Dual Burner
- Gas Safety
- Semi-flush top installation
- External dimension 90 cm

GAS HOB

Tempered glass finish

PERFORMANCE

5 Burners including 1 Wok burner (4.0 kW)
DUAL regulator for Wok burners

FEATURES

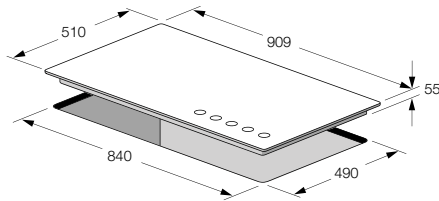
8 mm tempered glass surface
Highly efficient brass burners
Electronic ignition
Steel knobs
Cast iron trivets
4 Sides edge with bevelled finish

SAFETY


Gas detection and stop gas system

STANDARD ACCESSORIES


Cast iron adaptor for Woks
Cast iron reducer for small pans
Power cord with plug




See technical data on page 268



Obsidian black glass
FCH 905 G DWK BK
Code EAN 8019801017799




Arctic white glass
FCH 905 G DWK WH
Code EAN 8019801017805



Metal grey glass
FCH 905 G DWK ME
Code EAN 8019801017812

FSH 775 G DWK XX

STAINLESS STEEL



- Superinox
- Gas Safety
- Gas powered
- Semi-flush top installation
- Dual Burner
- External dimension 77 cm

GAS HOB

SUPERINOX stainless steel finish

PERFORMANCE

5 Burners including 1 Wok burner (4.0 kW)
DUAL regulator for Wok burners

FEATURES

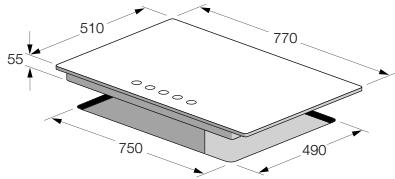
Stainless steel plate, 4.8 mm thickness
Highly efficient brass burners
Electronic ignition
Steel knobs
Cast iron trivets
4 sides edge with diamond-edged finish

SAFETY

Gas detection and stop gas system

STANDARD ACCESSORIES

Cast iron adaptor for Woks
Cast iron reducer for small pans
Power cord with plug



See technical data on page 267



Stainless steel brushed finish
FSH 775 G DWK XX
Code EAN 8019801017690

FCH 775 G WK

GLASS



- Bevelled glass
- Gas Safety
- 8mm thick glass
- Semi-flush top installation
- Gas powered
- Wok Burner
- External dimension 77 cm

GAS HOB

Tempered glass finish

PERFORMANCE

5 Burners including 1 Wok burner (4.0 kW)

FEATURES

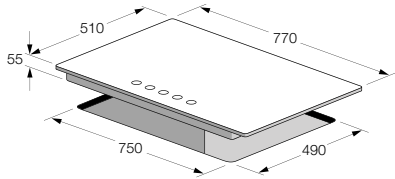
8 mm tempered glass surface
Highly efficient brass burners
Electronic ignition
Steel knobs
Cast iron trivets
4 sides edge with bevelled finish

SAFETY

Gas detection and stop gas system

STANDARD ACCESSORIES


Cast iron adaptor for Woks
Cast iron reducer for small pans
Power cord with plug




See technical data on page 268



Obsidian black glass
FCH 775 G WK BK
Code EAN 8019801017829



Arctic white glass
FCH 775 G WK WH
Code EAN 8019801017836



Metal grey glass
FCH 775 G WK ME
Code EAN 8019801017843

FCH 604 G

GLASS



- Bevelled glass
- 8mm thick glass
- Gas powered
- Gas Safety
- Semi-flush top installation
- External dimension 60 cm

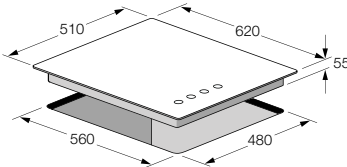
GAS HOB
Tempered glass finish

PERFORMANCE
4 burners including 1 rapid burner (3.0 kW)

FEATURES
8 mm tempered glass surface
Highly efficient brass burners
Electronic ignition
Steel knobs
Cast iron trivets
4 Sides edge with bevelled finish

SAFETY
Gas detection and stop gas system

STANDARD ACCESSORIES
Cast iron adaptor for Woks
Cast iron reducer for small pans
Power cord with plug



See technical data on page 268



Obsidian black glass
FCH 604 G BK
Code EAN 8019801017850



Arctic white glass
FCH 604 G WH
Code EAN 8019801017867



Metal grey glass
FCH 604 G ME
Code EAN 8019801017874



TEMPERED GLASS HIGHLY RESISTENT TO COOKING TEMPERATURES





STRENGTH AND STYLE COMBINED IN ONE SOLUTION



GAS HOBS

FULGOR
MILANO

QLH 906 G WK



- 8mm thick glass
- Gas powered
- Wok Burner
- Gas Safety
- Semi-flush top installation
- External dimension 90 cm

GAS HOB

Tempered glass finish with brushed metal profiles

PERFORMANCE

6 Burners including 1 Wok burner (4.0 kW)

FEATURES

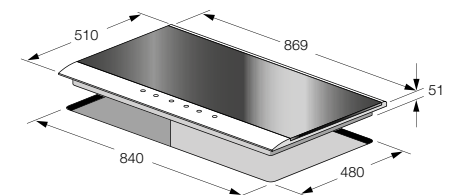
8 mm tempered glass surface
Control panel and rear profile in brushed metal
Electronic ignition
Steel knobs
Cast iron trivets

SAFETY

Gas detection and stop gas system

STANDARD ACCESSORIES

Cast iron reducer for small pans
Power cord with plug



See technical data on page 269




Black glass with brushed metal profiles
QLH 906 G WK BK X
Code EAN 8019801015627




White glass with brushed metal profiles
QLH 906 G WK WH X
Code EAN 8019801015672

QLH 705 G WK







Bevelled
glass




Gas
Safety




8mm thick
glass




Semi-flush
top installation



Gas
powered



< 70 >
External
dimension
70 cm



Wok
Burner

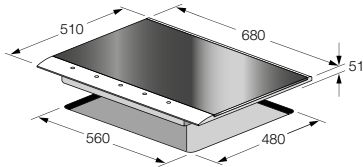
GAS HOB
Tempered glass finish with brushed metal profiles

PERFORMANCE
5 Burners including 1 Wok burner (4.0 kW)

FEATURES
8 mm tempered glass surface
Control panel and rear profile in satin-finish metal
Electronic ignition
Steel knobs
Cast iron trivets

SAFETY
Gas detection and stop gas system


STANDARD ACCESSORIES
Cast iron reducer for small pans
Power cord with plug



See technical data on page 269




Black glass with brushed metal profiles
QLH 705 G WK BK X
Code EAN 8019801015641




White glass with brushed metal profiles
QLH 705 G WK WH X
Code EAN 8019801015665

QLH 604 G WK







Bevelled
glass




Gas
Safety




8mm thick
glass




Semi-flush
top installation



Gas
powered



< 60 >
External
dimension
60 cm



Wok
Burner

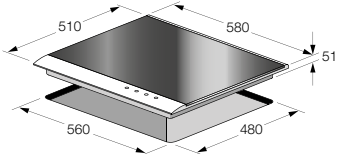
GAS HOB
Tempered glass finish with brushed metal profiles

PERFORMANCE
4 Burners including 1 Wok burner (4.0 kW)

FEATURES
8 mm tempered glass surface
Control panel and rear profile in brushed metal
Electronic ignition
Steel knobs
Cast iron trivets

SAFETY
Gas detection and stop gas system

STANDARD ACCESSORIES
Cast iron reducer for small pans
Power cord with plug



See technical data on page 269



Black glass with brushed profiles
QLH 604 G WK BK X
Code EAN 8019801015634



White glass with brushed metal profiles
QLH 604 G WK WH X
Code EAN 8019801015658

GAS HOBS

DESIGNED TO TAKE LARGE SAUCEPANS

STEEL KNOBS

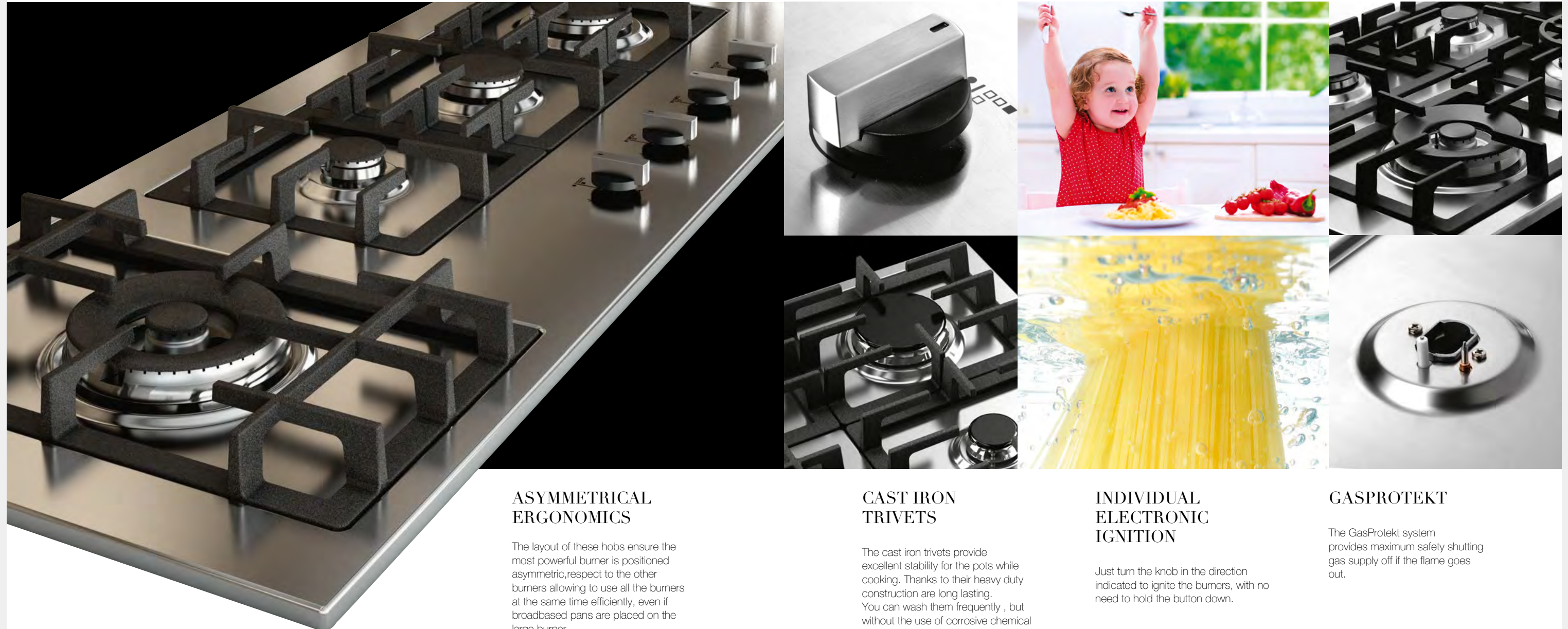
The elegant steel knobs are just the right size to provide a safe grip when adjusting the controls, thanks also to their easily accessible position.

SOLUTIONS FOR SPACE

4 different size proposals to meet with your space requirements while cooking.

HIGH POWERED WOK BURNER

The hobs have a large burner (4 kW), perfect for cooking with broad-based pans, even Wok pans, together with its cast iron adaptor.



ASYMMETRICAL ERGONOMICS

The layout of these hobs ensure the most powerful burner is positioned asymmetric, respect to the other burners allowing to use all the burners at the same time efficiently, even if broadbased pans are placed on the large burner.

CAST IRON TRIVETS

The cast iron trivets provide excellent stability for the pots while cooking. Thanks to their heavy duty construction are long lasting. You can wash them frequently, but without the use of corrosive chemical products (not with dishwasher washing).

INDIVIDUAL ELECTRONIC IGNITION

Just turn the knob in the direction indicated to ignite the burners, with no need to hold the button down.

GASPROTEKT

The GasProtekt system provides maximum safety shutting gas supply off if the flame goes out.

QH 1124 G WK X



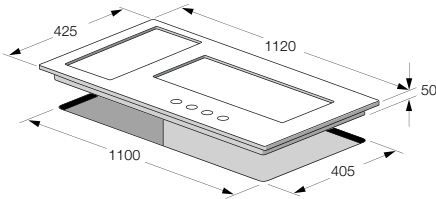
GAS HOB
Stainless steel finish

PERFORMANCE
4 in-line burners including 1 Wok burner (4.0 kW)

FEATURES
Stainless steel surface
Electronic ignition
Steel knobs
Cast iron trivets

SAFETY
Gas detection and stop gas system

STANDARD ACCESSORIES
Cast iron adaptor for Woks
Cast iron reducer for small pans
Power cord with plug

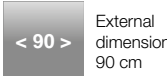


See technical data on page 270



Stainless steel
QH 1124 G WK X
Code EAN 8019801008889

QH 906 G WK X



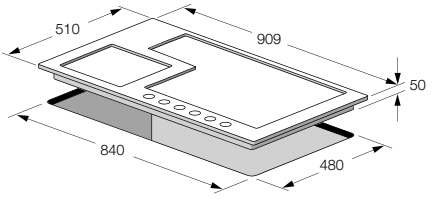
GAS HOB
Stainless steel finish

PERFORMANCE
6 Burners including 1 Wok burner (4.0 kW)

FEATURES
Stainless steel surface
Electronic ignition
Steel knobs
Cast iron trivets

SAFETY
Gas detection and stop gas system

STANDARD ACCESSORIES
Cast iron adaptor for Woks
Cast iron reducer for small pans
Power cord with plug



See technical data on page 270



Stainless steel
QH 906 G WK X
Code EAN 8019801008896

QH 765 G WK X



-  Gas powered
-  Wok Burner
-  Gas Safety
-  Over-top installation
-  External dimension 76 cm

GAS HOB

Stainless steel finish

PERFORMANCE

5 Burners including 1 Wok burner (4.0 kW)

FEATURES

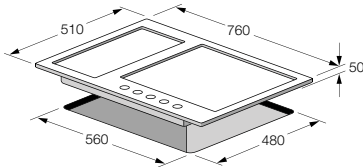
Stainless steel surface
Electronic ignition
Steel knobs
Cast iron trivets

SAFETY

Gas detection and stop gas system

STANDARD ACCESSORIES

Cast iron adaptor for Woks
Cast iron reducer for small pans
Power cord with plug



See technical data on page 270



Stainless steel
QH 765 G WK X
Code EAN 8019801008902

QH 604 G WK X



-  Gas powered
-  Wok Burner
-  Gas Safety
-  Over-top installation
-  External dimension 60 cm

GAS HOB

Stainless steel finish

PERFORMANCE

4 Burners including 1 Wok burner (4.0 kW)

FEATURES

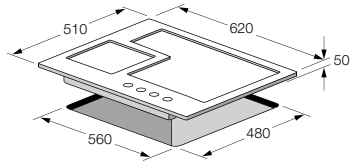
Stainless steel surface
Electronic ignition
Steel knobs
Cast iron trivets

SAFETY

Gas detection and stop gas system

STANDARD ACCESSORIES

Cast iron adaptor for Woks
Cast iron reducer for small pans
Power cord with plug



See technical data on page 270



Stainless steel
QH 604 G WK X
Code EAN 8019801008919



PRACTICAL AND COMFORTABLE TO COOK YOUR RECIPES



GAS HOBS

FULGOR
MILANO

PH 905 G WK X



-  Gas powered
-  Wok Burner
-  Gas Safety
-  Over-top installation
-  External dimension 90 cm

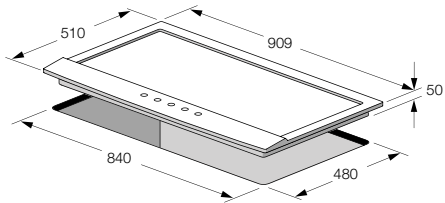
GAS HOB
Stainless steel finish

PERFORMANCE
5 Burners including 1 Wok burner (4.0 kW)

FEATURES
Stainless steel surface
Electronic ignition
Steel knobs
Cast iron trivets

SAFETY
Gas detection and stop gas system

STANDARD ACCESSORIES
Cast iron reducer for small pans
Power cord with plug



See technical data on page 271



Stainless steel
PH 905 G WK X
Code EAN 8019801011117

PH 705 G WK X



-  Gas powered
-  Wok Burner
-  Gas Safety
-  Over-top installation
-  External dimension 70 cm

GAS HOB

Stainless steel finish

PERFORMANCE

5 Burners including 1 Wok burner (4.0 kW)

FEATURES

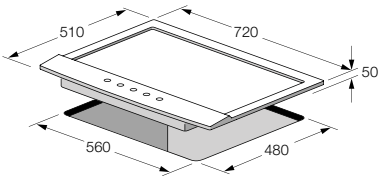
Stainless steel surface
Electronic ignition
Steel knobs
Cast iron trivets

SAFETY

Gas detection and stop gas system

STANDARD ACCESSORIES

Cast iron reducer for small pans
Power cord with plug







See technical data on page 271



Stainless steel
PH 705 G WK X
Code EAN 8019801011124

PH 604 G X



-  Gas powered
-  Gas Safety
-  Over-top installation
-  External dimension 60 cm

GAS HOB

Stainless steel finish

PERFORMANCE

4 Burners

FEATURES

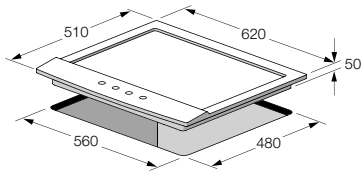
Stainless steel surface
Electronic ignition
Steel knobs
Cast iron trivets

SAFETY

Gas detection and stop gas system

STANDARD ACCESSORIES

Cast iron reducer for small pans
Power cord with plug



See technical data on page 271




Stainless steel
PH 604 G X
Code EAN 8019801011131



FULGOR
MILANO




RANGE HOODS



PLANO
HOODS



LIFT HOODS



DESIGN HOODS

EXTRACTION

PLANO HOODS

EFFICIENCY AND FUNCTIONALITY

The PLANO, bench-mounted models, conceived to be combined with induction hobs, are powerful and efficient, and fit elegantly into the kitchen design.

SIDE AIR EXTRACTION

The ideal solution to complement domino induction hobs, the extraction of fumes produced by cooking, with an integrated design combined with effectiveness.



REAR AIR EXTRACTION

A new, efficient and easy-to-use solution for extracting fumes caused during cooking by direct contact with the induction hob, with built-in efficiency, design and style.

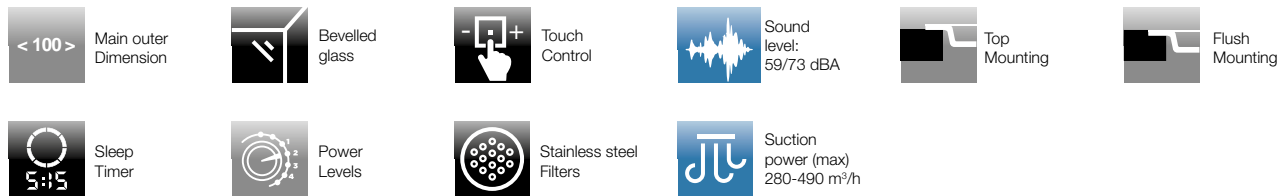
ELECTRONIC MANAGEMENT

The touch controls on the surface of the appliance allow you to manage the functions with ease. You can adjust the four extraction levels and a specific indicator notifies you when the filter needs to be cleaned.

NEW FPH 10014 TC BK



< Induction hobs
CH 1004 ID TS
see page 110



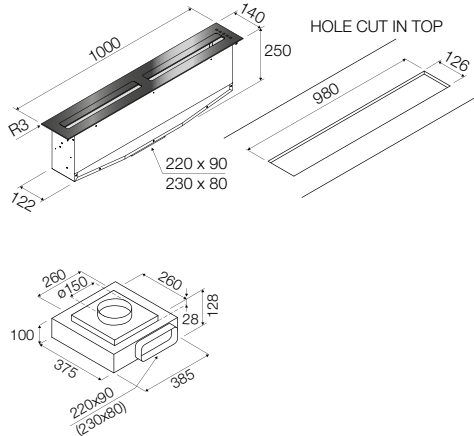
**WORKTOP HOODS
WITH REAR AIR EXTRACTION**
Glass finish
Energy Class B

PERFORMANCE
Ultra-efficient, worktop
extraction (280-490 m³/h)
4 speeds (intensive with auto power off)
Reduced space inside cabinet base
Sound level 59/73 dBA
Rated power: 190W

FEATURES
Installation recommended on an island or peninsula
Touch controls
Stainless steel anti-grease filter,
dishwasher safe
Drip tray in stainless steel, dishwasher safe
Optional use of with special charcoal filters (3 year
life-span) for air recirculation
Remote motor to position under the cabinet base
to optimise space and keep noise levels down.
Connection: 220x90 mm, 230x80 mm

SAFETY
Clean filter indicator
Glass casing for removing grease filters
and drip tray

OPTIONAL ACCESSORIES
KIT CF 012:
Kit for air recirculation version (set of 3
active charcoal, recyclable cartridges)
Silencer kit
DMR remote motor



See technical data on page 272



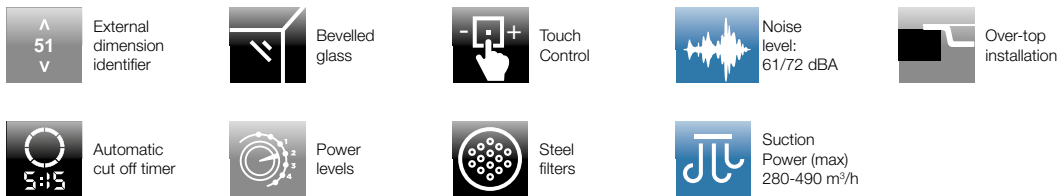
Obsidian black glass
FPH 10014 TC BK
Code EAN 8019801015801

Set of 3 active charcoal, recy-
clable cartridges
KITCF012
Code EAN 8019801015849

NEW FPH 5114 TC BK



< Induction hobs
CH 302 ID TC BK
see page 115



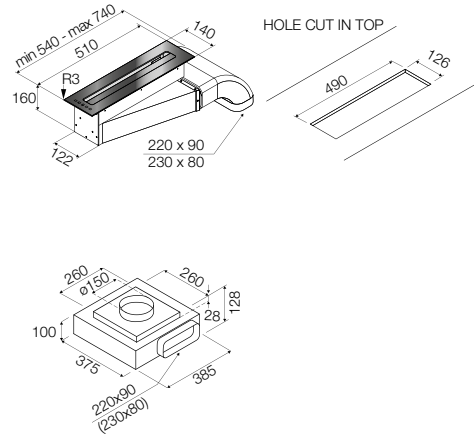
**WORKTOP HOODS
WITH SIDE AIR EXTRACTION**
Glass finish
Energy Class B

PERFORMANCE
Ultra-efficient, counter top
extraction (280-490 m³/h)
4 speeds (intensive with auto power off)
Reduced space inside cabinet base
Sound level 61/72 dBA
Rated power: 190W

FEATURES
Installation recommended on an island or peninsula
Touch controls
Stainless steel anti-grease filter,
dishwasher safe
Drip tray in stainless steel, dishwasher safe
Optional use for air recirculation
with special charcoal filters (3 year life-span)
Remote motor to position
under the cabinet base to optimise
space and minimise noise levels.
Connection: 220x90 mm, 230x80 mm

SAFETY
Filter cleaning indicator
Glass casing for removing grease filters
and drip tray

OPTIONAL ACCESSORIES
KIT CF 012:
Kit for air recirculation version (set of 3
active charcoal, recyclable cartridges)
Silencer kit
DMR remote motor



See technical data on page 272



Obsidian black glass
FPH 5114 TC BK
Code EAN 8019801015795

Set of 3 active charcoal, recy-
clable cartridges
KITCF012
Code EAN 8019801015849

LIFT HOODS

EXTENDED WORKTOP VENTILATION.

STAINLESS STEEL OR GLASS FINISHES

Combined with the efficiency of its performance, the style of the LIFT models is showcased in design solutions with a choice of finishes in stainless steel or tempered glass.



PERIMETER EXTRACTION

Perimeter extraction forces smoke, steam and odours originating from the hob through the intake sections positioned along the perimeter of the hood. This solution means that the anti-grease filters can be concealed while maintaining a high extraction efficiency.



LIGHTING WITH LED STRIPS

Perfect, even, warm lighting is guaranteed on the work top area of the hob, as well as guaranteeing low power consumption and an extended life-span.



ENERGY SAVING MOTOR

The use of advanced technology motors means you can obtain high performance whilst guaranteeing a significant reduction in energy consumption.

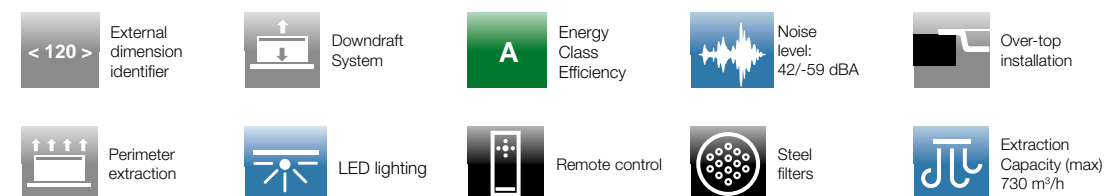


REMOTE CONTROL

LIFT models are equipped with a remote control to adjust all hood functions remotely as well, while preparing food or sitting at the table.

CHDD 12010 RC X

STAINLESS STEEL

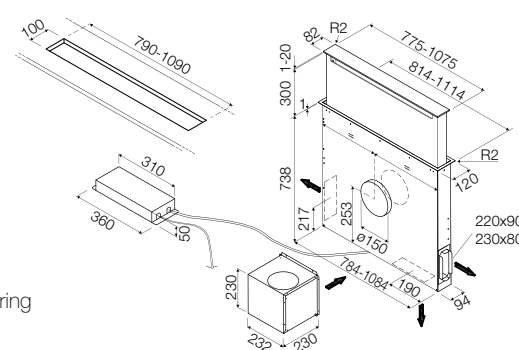


HOOD WITH DOWNDRAFT SYSTEM
Stainless steel finish
Energy Class A

PERFORMANCE
Perimeter extraction
Suction power up to 730 m³/h
4 extraction speeds
Extraction function pre-configured for filters
Sound level 42/-59 dBA

FEATURES
Rated power 285W
Led strip lighting
Internal anti-grease filters in aluminium with steel borders
Air outlet minimum Ø 150 mm
STANDARD ACCESSORIES
Remote control
Power cable

OPTIONAL ACCESSORIES
KITCF 005: carbon filters for filtering version (see page 240)



AVAILABLE MOTORS
DDM Installation on-board hood
DDMA Remote installation
DDME External installation



On board motor
DDM
Code EAN 8019801013395



Remote motor
DDMA
Code EAN 8019801015191



External motor
DDME

See technical data on page 272



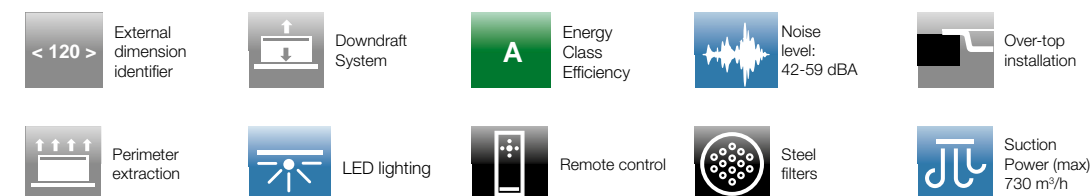
Stainless steel
CHDD 12010 RC X
Code EAN 8019801013326



Set of no. 2 carbon filters
KITCF005
Code EAN 8019801015085

LHDD 12010 RC

GLASS



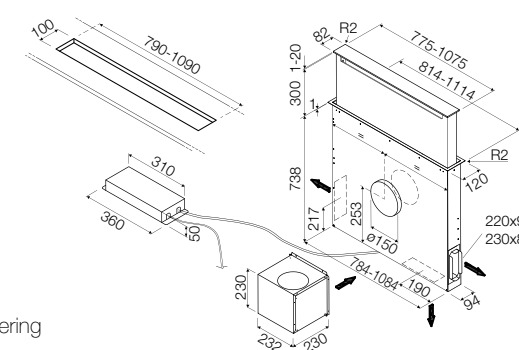
HOOD WITH DOWNDRAFT SYSTEM
Glass finish
Energy Class A

PERFORMANCE
Perimeter extraction
Suction power up to 730 m³/h
4 extraction speeds
Extraction function pre-configured for filters
Sound level 42/-59 dBA

FEATURES
Rated power 285W
Led strip lighting
Internal anti-grease filters in aluminium with steel borders
Air outlet minimum Ø 150 mm

STANDARD ACCESSORIES
Remote control
Power cable

OPTIONAL ACCESSORIES
KITCF 005: carbon filters for filtering version (see page 240)



AVAILABLE MOTORS
DDM Installation on-board hood
DDMA Remote installation
DDME External installation



On board motor
DDM
Code EAN 8019801013395



Remote motor
DDMA
Code EAN 8019801015191



External motor
DDME

See technical data on page 273



Obsidian black glass
LHDD 12010 RC BK
Code EAN 8019801013340



Arctic white glass
LHDD 12010 RC WH
Code EAN 8019801013333



Set of no. 2 carbon filters
KITCF005
Code EAN 8019801015085

CHDD 9010 RC X

STAINLESS STEEL



External dimension 90 cm

Downdraft System

Energy Class Efficiency

Noise level: 42/-59 dBA

Over-top installation

Perimeter extraction

LED lighting

Remote control

Steel filters

Suction Power (max) 730 m³/h

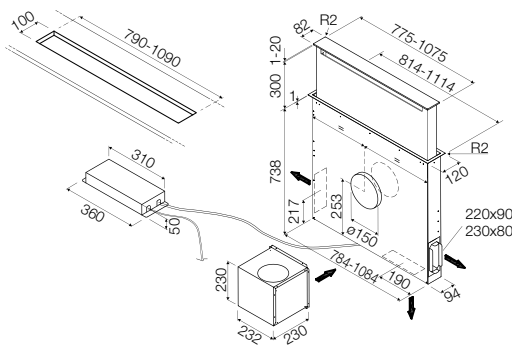
HOOD WITH DOWNDRAFT SYSTEM
Stainless steel finish
Energy Class A

PERFORMANCE
Perimeter extraction
Suction power up to 730 m³/h
4 extraction speeds
Extraction function pre-configured for filters
Sound level 42/-59 dBA

FEATURES
Rated power 285W
Led strip lighting
Internal anti-grease filters in aluminium with steel borders
Air outlet minimum Ø 150 mm

STANDARD ACCESSORIES
Remote control
Power cable

OPTIONAL ACCESSORIES
KITCF 005: carbon filters for filtering version (see page 240)



AVAILABLE MOTORS
DDM Installation on-board hood
DDMA Remote installation
DDME External installation



On board motor
DDM
Code EAN 8019801013395



Remote motor
DDMA
Code EAN 8019801015191



External motor
DDME

See technical data on page 272



Stainless steel
CHDD 9010 RC X
Code EAN 8019801013296



Set of no. 2 carbon filters
KITCF005
Code EAN 8019801015085

LHDD 9010 RC

GLASS



External dimension 90 cm

Downdraft System

Energy Class Efficiency

Noise level: 42/-59 dBA

Over-top installation

Perimeter extraction

LED lighting

Remote control

Steel filters

Suction Power (max) 730 m³/h

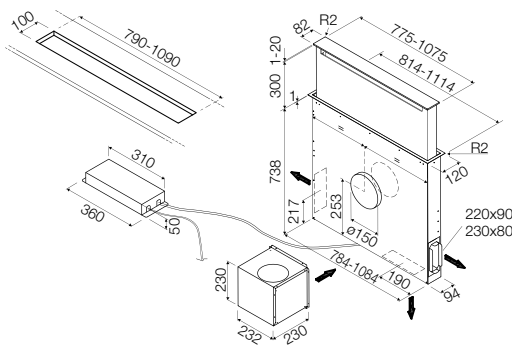
HOOD WITH DOWNDRAFT SYSTEM
Stainless steel finish
Energy Class A

PERFORMANCE
Perimeter extraction
Suction power up to 730 m³/h
4 extraction speeds
Extraction function pre-configured for filters
Sound level 42/-59 dBA

FEATURES
Rated power 285W
Led strip lighting
Internal anti-grease filters in aluminium with steel borders
Air outlet minimum Ø 150 mm

STANDARD ACCESSORIES
Remote control
Power cable

OPTIONAL ACCESSORIES
KITCF 005: carbon filters for filtering version (see page 240)



AVAILABLE MOTORS
DDM Installation on-board hood
DDMA Remote installation
DDME External installation



On board motor
DDM
Code EAN 8019801013395



Remote motor
DDMA
Code EAN 8019801015191



External motor
DDME

See technical data on page 273



Obsidian black glass
LHDD 9010 RC BK
Code EAN 8019801013319



Arctic white glass
LHDD 9010 RC WH
Code EAN 8019801013302



Set of no. 2 carbon filters
KITCF005
Code EAN 8019801015085

DESIGN HOODS

EFFICIENCY AND DESIGN

ENERGY SAVING MOTORS

The use of advanced technology motors means you can obtain high performance whilst guaranteeing a significant reduction in energy consumption.

REMOTE MOTOR

It reduces the sound level of the hood since the motor and the mechanical parts are located outside the hood, albeit inside the same room.

ERGONOMIC CONTROLS

By using different control systems based on the model, such as remote controls, touch controls, and push-button controls, functionality and the most effective method of eliminating cooking odours is guaranteed.



AIR EXTRACTION

Maximum performance and efficiency by combining the hood with a pipe that conveys the air outside. This version includes a non-return valve to prevent airflow from the outside.

AIR RECIRCULATION

In some cases, an externally connected pipe cannot be installed so, grease and odours are eliminated by fitting a special filter. The charcoal filter requires periodic maintenance (replace it every 2 to 3 months) and the anti-grease filter must be washed regularly.

LED LIGHTING

Even, warm lighting over the hob area, in addition to ensuring low power consumption and an extended life-span.

PERIMETER EXTRACTION

Perimeter extraction forces smoke, steam and odours originating from the hob through the intake sections positioned along the perimeter of the hood. This solution means that the anti-grease filters can be concealed while maintaining a high extraction efficiency.

SHC 12011 RC X



< 120 >

External dimension identifier

INOX

Stainless Steel

Ceiling installation

A

Energy Class Efficiency

Noise level: 47/-61 dBA

Suction

Filtering

LED lighting

Remote control

Suction Power (max) 779 m³/h

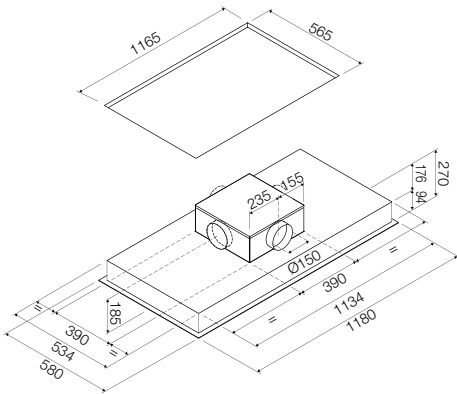
CEILING HOOD
Stainless steel finish
Energy Class A

PERFORMANCE
Perimeter extraction
Suction power up to 779 m³/h
4 extraction speeds
Extraction function pre-configured for filters
Sound level 47/-61 dBA


FEATURES
Ceiling mount
Remote control
LED lighting
3 internal aluminium anti-grease filters with steel borders
Rated power 280W
Air outlet minimum Ø 150 mm
Non-return air valve (suction)

STANDARD ACCESSORIES
Power cable

OPTIONAL ACCESSORIES
KITCF 002:
charcoal filters for filtering version



See technical data on page 273



Stainless steel
SHC 12011 RC X
Code EAN 8019801013364




Set of 3 carbon filters
KITCF002
Code EAN 8019801015054



Remote control
RC ALTO HOODS
Code EAN 8019801015139

SHC 9011 RC X



< 90 >

External dimension 90 cm

INOX

Stainless Steel

Ceiling installation

A

Energy Class Efficiency

Noise level: 47/-61 dBA

Suction

Filtering

LED lighting

Remote control

Suction Power (max) 779 m³/h

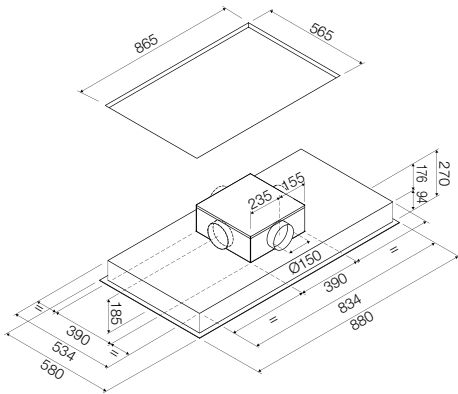
BUILT-IN HOOD
Stainless steel finish
Energy Class A

PERFORMANCE
Perimeter extraction
Suction power up to 779 m³/h
4 extraction speeds
Extraction function pre-configured for filters
Sound level 47/-61 dBA


FEATURES
Ceiling mount
Remote control
LED lighting
2 internal aluminium anti-grease filters with steel borders
Rated power 280W
Air outlet minimum Ø 150 mm
Non-return air valve (suction)

STANDARD ACCESSORIES
Power cable

OPTIONAL ACCESSORIES
KITCF 001:
charcoal filters for filtering version



See technical data on page 274



Stainless steel
SHC 9011 RC X
Code EAN 8019801013357



Set of 2 carbon filters
KITCF001
Code EAN 8019801015047



Remote control
RC ALTO HOODS
Code EAN 8019801015139



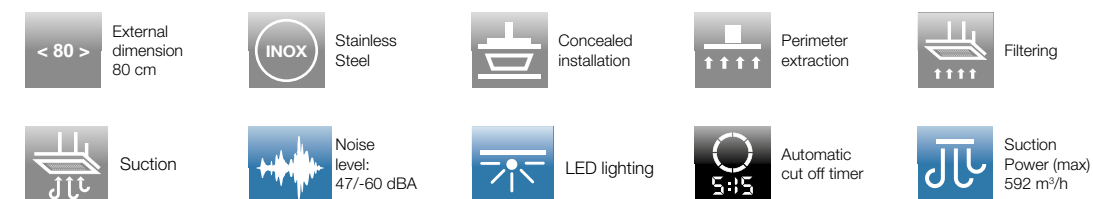
DISCREET AND FUNCTIONAL



DSIGN HOODS

FULGOR
MILANO

CHB 9012 X



CANOPY EXTRACTOR

Stainless steel finish
Energy Class B

PERFORMANCE

Perimeter extraction
Suction power up to 592 m³/h
4 extraction speeds
Sleep timer
Extraction function
pre-configured for filters
Sound level 47/-60 dBA

FEATURES

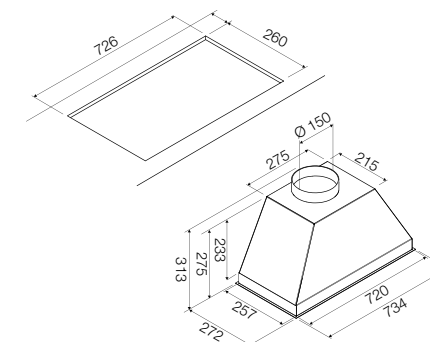
Built-in Hood
Push controls
LED lighting
Internal aluminium anti-grease filter
with steel borders
Rated power 235W
Air outlet minimum Ø 150 mm
Non-return air valve (extraction)

STANDARD ACCESSORIES

Power cable

OPTIONAL ACCESSORIES

KITCF 003:
charcoal filters for filtering version



See technical data on page 273



Stainless steel
CHB 9012 X
Code EAN 8019801013388



Set of no. 1 carbon filters
KITCF003
Code EAN 8019801015061



THE NATURAL INCLINATION FOR STYLE















DESIGN HOODS

FULGOR
MILANO

FLH 800 TC



- | | |
|--|--|
|  < 80 > External dimension 80 cm |  Wall-hung installation |
|  Bevelled glass |  A Energy Class Efficiency |
|  Perimeter extraction |  Noise level: 47-61 dBA |
|  Suction |  Filtering |
|  LED lighting |  Touch Control |
|  Automatic cut off timer |  Suction Power (max) 770 m³/h |

WALL-MOUNTED HOODS

Glass finish
Energy Class A

PERFORMANCE

Suction power up to 770 m³/h
4 extraction speeds
Sleep timer
Extraction function pre-configured for filters
Noise level 47-61 dBA

FEATURES

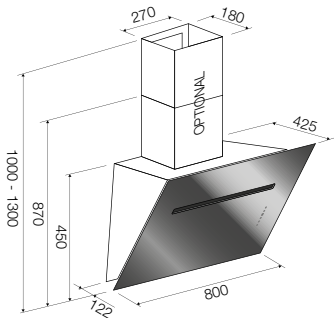
Touch commands
Ceiling mount
LED lighting
Internal aluminium anti-grease filters
Rated power 280W
Air outlet minimum Ø 150 mm
Non-return air valve (extraction)

STANDARD ACCESSORIES

Power cable

OPTIONAL ACCESSORIES

KITCF 007: charcoal filters for filtering version
(3 active charcoal, recyclable cartridges)
KITCF011: DUCT-Kit Chimney kit



See technical data on page 274



Obsidian black glass
FLH 800 TC BK
Code EAN 8019801015702



Arctic white glass
FLH 800 TC WH
Code EAN 8019801015719



Set of 2 carbon filters
KITCF011
Code EAN 8019801015856



Chimney kit
DUCT-Kit
Code EAN 8019801015887

FCHI 900 X



< 80 >

External dimension
80 cm

INOX

Stainless Steel

Island installation

A

Energy Class Efficiency

Perimeter extraction

Noise level:
53-63 dBA

Suction

Filtering

LED lighting

Suction Power (max)
787 m³/h

ISLAND HOOD

Steel finish
Energy Class A

PERFORMANCE

Suction power up to 787 m³/h
4 extraction speeds
Auto power off
Extraction function pre-configured for filters
Sound level 53-63 dBA

FEATURES

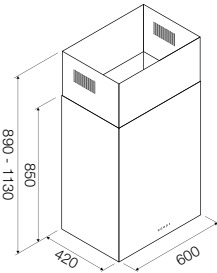
Soft touch
LED lighting
Internal aluminium anti-grease filters
Rated power 280W
Air outlet minimum Ø 150 mm
Non-return air valve (extraction)

STANDARD ACCESSORIES

Power cable

OPTIONAL ACCESSORIES

KITCF 009: charcoal filters for filtering version



See technical data on page 274



Stainless steel
FCHI 900 X
Code EAN 8019801015771



Set of 2 charcoal filters
KITCF009
Code EAN 8019801015863

FCH 600 X



< 60 >

External dimension
60 cm

INOX

Stainless Steel

Wall-hung installation

A

Energy Class Efficiency

Perimeter extraction

Noise level:
53-63 dBA

Suction

Filtering

LED lighting

Suction Power (max)
787 m³/h

WALL-MOUNTED HOODS

Steel finish
Energy Class A

PERFORMANCE

Suction power up to 787 m³/h
4 extraction speeds
Auto power off
Extraction function pre-configured for filters
Sound level 53-63 dBA

FEATURES

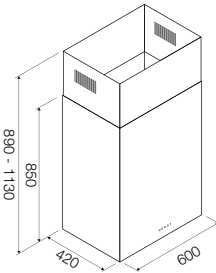
Soft touch
LED lighting
Internal aluminium anti-grease filters
Rated power 280W
Air outlet minimum Ø 150 mm
Non-return air valve (extraction)

STANDARD ACCESSORIES

Power cable

OPTIONAL ACCESSORIES

KITCF 009: charcoal filters for filtering version



See technical data on page 274



Stainless steel
FCH 600 X
Code EAN 8019801015764



Set of 2 charcoal filters
KITCF009
Code EAN 8019801015863

FQHI 900 X - FQHI 1200 X



< 90 >	External dimension 90 cm	< 120 >	External dimension identifier
INOX	Stainless Steel		Wall-hung installation
A	Energy Class Efficiency		Perimeter extraction
	Noise level: 54-67 dBA (90 cm) 51-62 dBA (120 cm)		Suction
	Filtering		LED lighting
	Suction Power (max) 787 m³/h (90 cm) 825 m³/h (120 cm)		

ISLAND HOODS

Stainless steel finish
Energy Class A

PERFORMANCE

Suction power up to 787 m³/h (90 cm) and 825 m³/h (120 cm)
4 extraction speeds
Auto power off
Extraction function pre-configured for filters
Sound level 54-67 dBA (90 cm) and 51-62 dBA (120 cm)

FEATURES

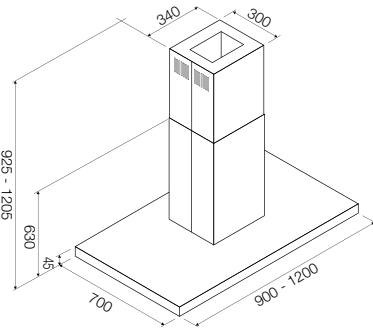
Soft touch
LED lighting
Internal aluminium anti-grease filters
Rated power 280W
Air outlet minimum Ø 150 mm
Non-return air valve (extraction)

STANDARD ACCESSORIES

Power cable

OPTIONAL ACCESSORIES

KITCF 009: charcoal filters for filtering version



See technical data on page 275



Stainless steel
FQHI 900 X
Code EAN 8019801015740




Stainless steel
FQHI 1200 X
Code EAN 8019801015757



Set of 2 charcoal filters
KITCF009
Code EAN 8019801015863

FQH 900 X - FQH 1200 X



< 90 >	External dimension 90 cm	< 120 >	External dimension identifier
INOX	Stainless Steel		Island installation
A	Energy Class Efficiency		Perimeter extraction
	Noise level: 54-67 dBA (90 cm) 51-62 dBA (120 cm)		Suction
	Filtering		LED lighting
	Suction Power (max) 787 m³/h (90 cm) 825 m³/h (120 cm)		

WALL-MOUNTED HOODS

Steel finish
Energy Class A

PERFORMANCE

Suction power up to 787 m³/h (90 cm) and 825 m³/h (120 cm)
4 extraction speeds
Auto power off
Extraction function pre-configured for filters
Sound level 54-67 dBA (90 cm) and 51-62 dBA (120 cm)

FEATURES

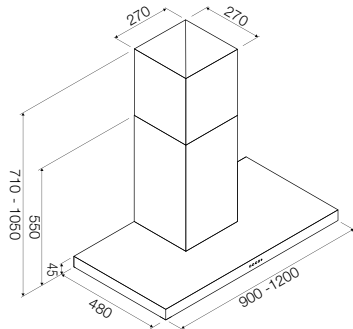
Soft touch
LED lighting
Internal aluminium anti-grease filters
Rated power 280W
Air outlet minimum Ø 150 mm
Non-return air valve (extraction)

STANDARD ACCESSORIES

Power cable

OPTIONAL ACCESSORIES

KITCF 009: charcoal filters for filtering version



See technical data on page 275



Stainless steel
FQH 900 X
Code EAN 8019801015726



Stainless steel
FQH 1200 X
Code EAN 8019801015733



Set of 2 charcoal filters
KITCF009
Code EAN 8019801015863



FULGOR
MILANO

WASHING



SINKS

THE BOLD LOOK OF STAINLESS STEEL

DEEP TUBS

The clean and functional design of the sinks extends to the extra deep tub (20 cm) with an external radius Ø 10, for easy cleaning and a perfect fit with the worktop with the CPH Series of hobs.


COLANDER IN STAINLESS STEEL

A useful accessory to combine with the Plano sinks for added functionality, both when preparing food (washing vegetables and fruit) and after cooking it (draining cooking water from pasta, rice, cereals or vegetables).



FLUSH-MOUNT

The flush-top installation, available for the 45 and 51 Series, creates a smooth, seamless line set into the worktop, designed in the most attractive and functional materials.



SEMI-FLUSH MOUNT

The possibility of a semi-flush top installation for the 45 and 51 Series as well, is a great way to showcase the flat lines of Plano sinks, making it easier to fit into the worktop.



UNDER-MOUNT

The U series, with its numerous different sizes and various combinations, makes an important contribution to the organisation of the washing area of the kitchen, free from visible profiles, so creating a seamless solution for the worktop.



CHOPPING BOARD

Made from durable material, this accessory is for the Plano Sink range to make cutting, chopping and food preparation easier.



MIXER TAP

Progressive flow-rate mixer tap in brushed stainless steel with the design and finish to match the Plano Sink range. Health and hygiene are safeguarded by the materials it is made from that come into contact with the water.

PERFORATED TRAYS IN STAINLESS STEEL

An excellent support for the preparation of food that contain liquids. The choice of two different sizes mean they can be used on a variety of Plano sinks.



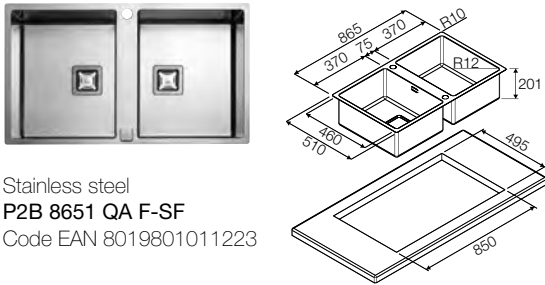
P2B 8651 QA F-SF



SERIES 51 SINKS
Plano stainless steel
Flush-top installation
Semi-flush top installation

BASE CABINET
90 cm wide
2 bowls with external radius Ø 10
Bowl depth: 20 cm

STANDARD ACCESSORIES
1 square two-way automatic drain plate
Siphon



Stainless steel
P2B 8651 QA F-SF
Code EAN 8019801011223

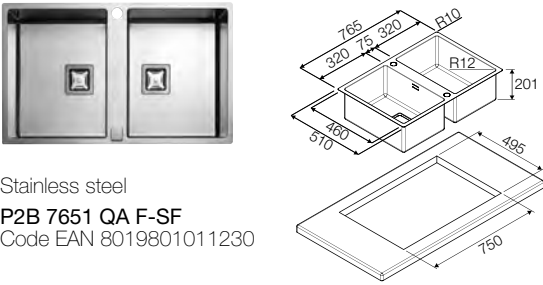
P2B 7651 QA F-SF



SERIES 51 SINKS
Plano stainless steel
Flush-top installation
Semi-flush top installation

BASE CABINET
80 cm wide
2 tubs with external radius Ø 10
Tub depth: 20 cm

STANDARD ACCESSORIES
1 square two-way automatic drain plate
Siphon



Stainless steel
P2B 7651 QA F-SF
Code EAN 8019801011230

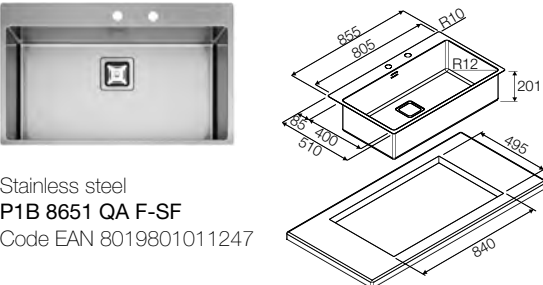
P1B 8651 QA F-SF



SERIES 51 SINKS
Plano stainless steel
Flush-top installation
Semi-flush top installation

BASE CABINET
90 cm wide
1 bowl with external radius Ø 10
Bowl depth: 20 cm

STANDARD ACCESSORIES
1 square automatic drain plate
Siphon



Stainless steel
P1B 8651 QA F-SF
Code EAN 8019801011247

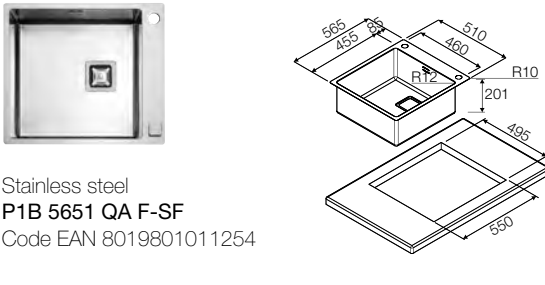
P1B 5651 QA F-SF



SERIES 51 SINK
Plano stainless steel
Flush-top installation
Semi-flush top installation
Reversible

BASE CABINET
60 cm wide
1 bowl with external radius Ø 10
Bowl depth: 20 cm

STANDARD ACCESSORIES
1 square automatic drain plate
Siphon



Stainless steel
P1B 5651 QA F-SF
Code EAN 8019801011254

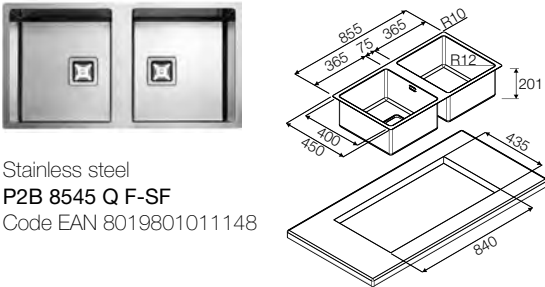
P2B 8545 Q F-SF



SERIES 45 SINKS
Plano stainless steel
Flush-top installation
Semi-flush top installation

BASE CABINET
90 cm wide
2 bowls with external radius Ø 10
Bowl depth: 20 cm

STANDARD ACCESSORIES
2 square manual drain plate
Siphon



Stainless steel
P2B 8545 Q F-SF
Code EAN 8019801011148

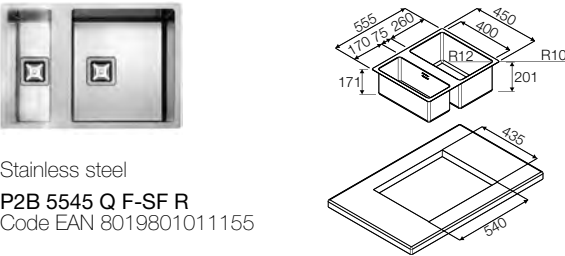
P2B 5545 Q F-SF R



SERIES 45 SINKS
Plano stainless steel
Flush-top installation
Semi-flush top installation

BASE CABINET
60 cm wide
2 bowls with external radius Ø 10
Reversible
Bowl depth: 20 cm

STANDARD ACCESSORIES
2 square manual drain plate
Siphon



Stainless steel
P2B 5545 Q F-SF R
Code EAN 8019801011155

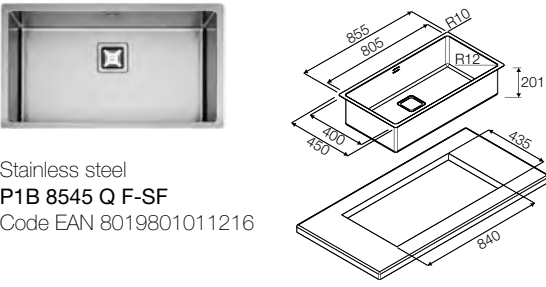
P1B 8545 Q F-SF



SERIES 45 SINKS
Plano stainless steel
Flush-top installation
Semi-flush top installation

BASE CABINET
90 cm wide
1 bowl with external radius Ø 10
Bowl depth: 20 cm

STANDARD ACCESSORIES
1 square manual drain plate
Siphon



Stainless steel
P1B 8545 Q F-SF
Code EAN 8019801011216

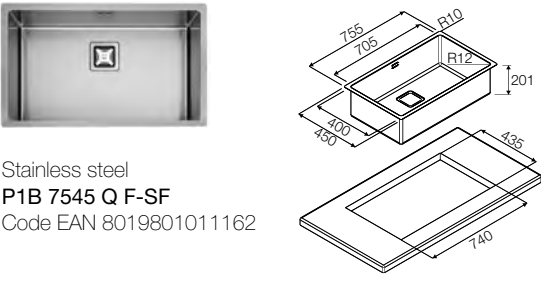
P1B 7545 Q F-SF



SERIES 45 SINKS
Plano stainless steel
Flush-top installation
Semi-flush top installation

BASE CABINET
80 cm wide
1 bowl with external radius Ø 10
Bowl depth: 20 cm

STANDARD ACCESSORIES
1 square manual drain plate
Siphon



Stainless steel
P1B 7545 Q F-SF
Code EAN 8019801011162

P1B 5545 Q F-SF



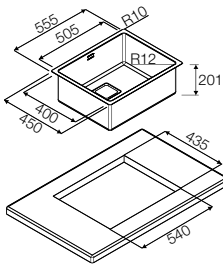
SERIES 45 SINKS
Plano stainless steel
Flush-top installation
Semi-flush top installation

BASE CABINET
60 cm wide
1 tub with external radius Ø 10
Tub depth: 20 cm

STANDARD ACCESSORIES
1 square manual drain plate
Siphon



Stainless steel
P1B 5545 Q F-SF
Code EAN 8019801011179



P1B 4545 Q F-SF



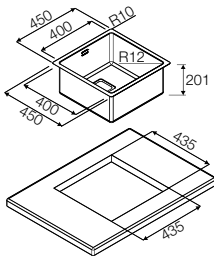
SERIES 45 SINKS
Plano stainless steel
Flush-top installation
Semi-flush top installation

BASE CABINET
60 cm wide
1 tub with external radius Ø 10
Tub depth: 20 cm

STANDARD ACCESSORIES
1 square manual drain plate
Siphon



Stainless steel
P1B 4545 Q F-SF
Code EAN 8019801011186



P1B 3945 Q F-SF



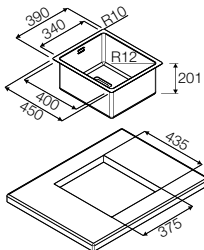
SERIES 45 SINKS
Plano stainless steel
Flush-top installation
Semi-flush top installation

BASE CABINET
45 cm wide
1 tub with external radius Ø 10
Bowl depth: 20 cm

STANDARD ACCESSORIES
1 square manual drain plate
Siphon



Stainless steel
P1B 3945 Q F-SF
Code EAN 8019801011193



P1B 2345 Q F-SF



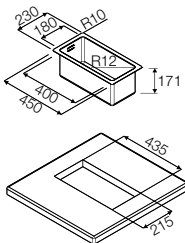
SERIES 45 SINKS
Plano stainless steel
Flush top installation
Semi-flush top installation

BASE CABINET
30 cm wide
1 tub with external radius Ø 10
Tub depth: 20 cm

STANDARD ACCESSORIES
1 square manual drain plate
Siphon



Stainless steel
P1B 2345 Q F-SF
Code EAN 8019801011209



P2B 8343 Q U



SERIES 43 SINKS

Plano stainless steel
Under-top installation

BASE CABINET

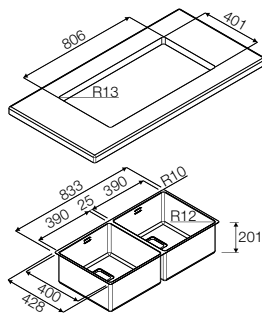
90 cm wide
2 bowls with 10 external radius
Bowl depth: 20 cm

STANDARD ACCESSORIES

2 square one-way automatic drain plate
Siphon



Stainless steel
P2B 8343 Q U
Code EAN 8019801011261



P2B 5343 Q U



SERIES 43 SINKS

Plano stainless steel
Under-top installation

BASE CABINET

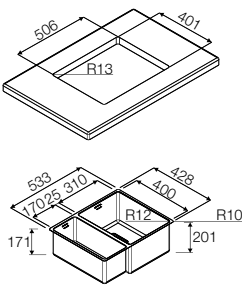
60 cm wide
2 bowls with 10 external radius
Bowl depth: 20 cm

STANDARD ACCESSORIES

2 square one-way automatic drain plate
Siphon



Stainless steel
P2B 5343 Q U
Code EAN 8019801011278



P1B 8343 Q U



SERIES 43 SINKS

Plano stainless steel
Under-top installation

BASE CABINET

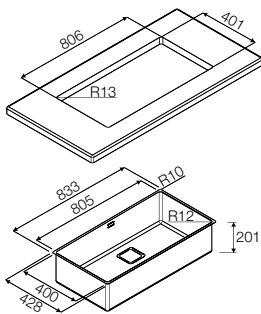
90 cm wide
1 tub with external radius Ø 10
Bowl depth: 20 cm

STANDARD ACCESSORIES

1 square one-way automatic drain plate
Siphon



Stainless steel
P1B 8343 Q U
Code EAN 8019801011285



P1B 7343 Q U



SERIES 43 SINKS

Plano stainless steel
Under-top installation

BASE CABINET

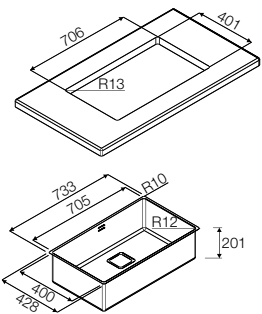
80 cm wide
1 bowl with 10 external radius
Bowl depth: 20 cm

STANDARD ACCESSORIES

1 square one-way automatic drain plate
Siphon



Stainless steel
P1B 7343 Q U
Code EAN 8019801011292



P1B 5343 Q U



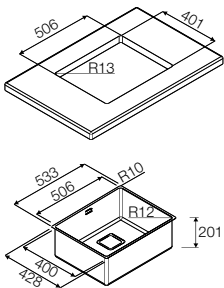
SERIES 43 SINKS
Plano stainless steel
Under-top installation

BASE CABINET
60 cm wide
1 bowl with 10 external radius
Bowl depth: 20 cm

STANDARD ACCESSORIES
1 square one-way automatic drain plate
Siphon



Stainless steel
P1B 5343 Q U
Code EAN 8019801011308



P1B 4343 Q U



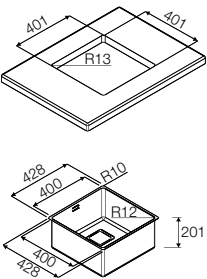
SERIES 43 SINKS
Plano stainless steel
Under-top installation

BASE CABINET
60 cm wide
1 bowl with 10 external radius
Bowl depth: 20 cm

STANDARD ACCESSORIES
1 square one-way automatic drain plate
Siphon



Stainless steel
P1B 4343 Q U
Code EAN 8019801011315



P1B 3743 Q U



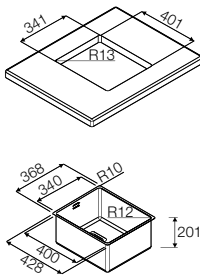
SERIES 43 SINKS
Plano stainless steel
Under-top installation

BASE CABINET
45 cm wide
1 tub with external radius Ø 10
Bowl depth: 20 cm

STANDARD ACCESSORIES
1 square one-way automatic drain plate
Siphon



Stainless steel
P1B 3743 Q U
Code EAN 8019801011322



P1B 2043 Q U



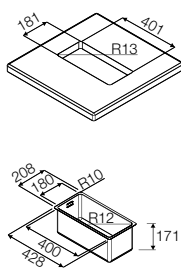
SERIES 43 SINKS
Plano stainless steel
Under-top installation

BASE CABINET
30 cm wide
1 bowl with 10 external radius
Bowl depth: 17 cm

STANDARD ACCESSORIES
1 square one-way automatic drain plate
Siphon



Stainless steel
P1B 2043 Q U
Code EAN 8019801011339



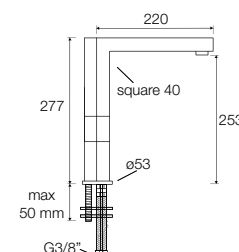
FT 450 X

**PROGRESSIVE FLOW-RATE MIXER TAP**

Single-command
AISI 304 stainless steel body
High 180° swivel spout
Installation hole diameter 53 mm
450 mm connection hose and 3/8" nut
Progressive flow-rate cartridge
Aerator
Brushed stainless steel finish

MATCHING

Plano sink for all series



Stainless steel
FT 450 X
Code EAN 8019801013432



Square drain plate
AISI 304
QD 1 X
Code EAN 8019801011452



Square drain plate
AISI 304
QD 2 X
Code EAN 8019801011469

**PRACTICALITY AND CLEANING**

DISHWASHERS

HYGIENE, PERFORMANCE AND LOW CONSUMPTION

STEEL DOOR


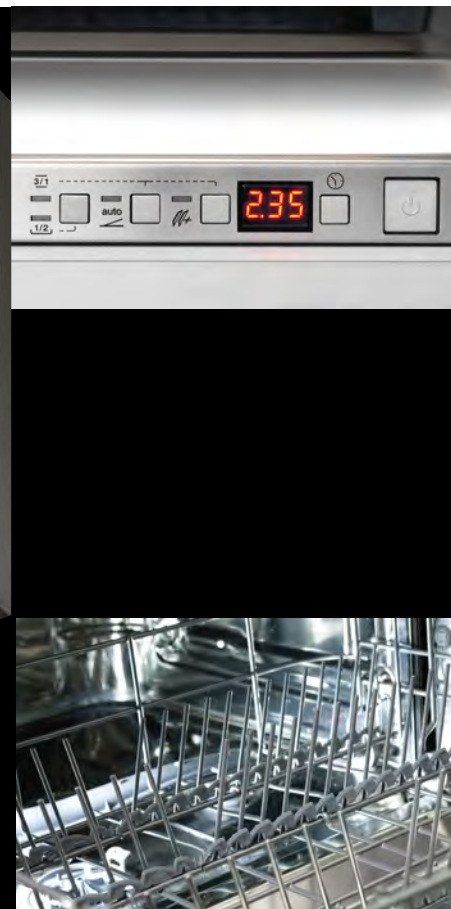
For a longer machine life and easy cleaning, these dishwashers are fitted with an inner tub and inner door lining made of stainless steel.

ERGONOMIC CONTROLS

The functional design of the soft keys and large display on the top of the door make them easy and quick to use.

THIRD RACK

The distribution of pots, pans, cutlery and kitchen utensils is made easier by a third upper rack.



LOW ENERGY CONSUMPTION

The Energy Class A+++ models achieve the highest performance in energy savings.

AUTO OPENING

This option allows you to reduce energy consumption, improving the drying results and reducing the steam blast at the end of the cycle.

SLIDING SYSTEM

The sliding door system which allows specific models of the dishwasher to be installed in kitchens with a base plinth from 2.5 cm and long furniture doors.

PUSH TO OPEN

Available for model FDW 8293 lets you open the machine with just one push on the door. Available for installations in kitchens without grooves under the worktop and without handles.

DROPSBREAKER

These inserts in the lower rack prevent drips forming on plates and the rack, improving drying performance.

LIGHTING


To make it easier to see inside the machine when loading and unloading the dishes and pans, some models include internal lighting.

ACTIVE LED

A red dot is projected onto the floor when the dishwasher is running, so you do not accidentally open the door. The light goes off at the end of the wash cycle.

AQUAPROTEKT

The system which prevents leakages for maximum operating safety, avoiding any damage as a result.



FDW 9093



Delayed start
0-24h

Interior lighting

1/2 load programme

3 Racks

Rapid programme
27 minutes

Water stop

Glassware programme

Stainless steel interiors

Consumption
9.0 Litres
Standard Wash

Eco Programme

Energy Class Efficiency
A+++

BUILT-IN XXL DISHWASHER

Width 60 cm
Totally concealed,
under-top installation
13 place settings
Soft touch controls
with display on top of door

COMFORT

Auto-balance door
Front adjustment
of rear feet height
Rack system with handles
Third rack
Lower rack holds
dishes with up to 35 cm diameter
Internal light
External Led with operation
indication status
Multi-tablet detergent holder
Refill indicator for
salt and rinse aid
Water softener
Hot water hook-up option
(max. 60°C): reduces electricity
consumption by 30%

PROGRAMMES

9 programmes
5 temperatures: 38°- 45°- 55°- 65° - 70 °C
Delayed start ½ hour to 24 hours
End-of-cycle door release

SPECIAL PROGRAMMES

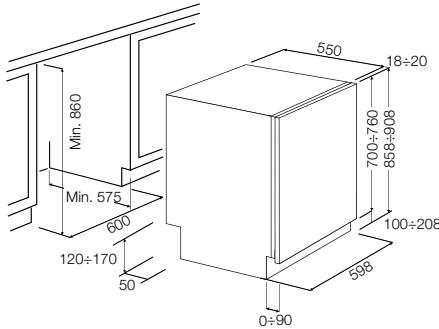
Half load (optional distribution)
Sanitisation
Rapid 27'
Intensive wash for pans
Residual heat drying

SAFETY

AquaProtekt
Protection against leaks
Internal water level sensors

PERFORMANCE

Energy efficiency class: A+++
Drying class: A
Noise level 44 dB (A) re1pW
Annual electricity consumption: 230 kWh
Water consumption per wash IEC: 9.0 litres
Annual water consumption: 2,520 litres



See technical data on page 276



Fully concealed XXL size
FDW 9093
Code EAN 8019801015481

FDW 8293



Delayed start
0-24h

Auto Open

1/2 load programme

Sliding System

Rapid programme
27 minutes

3 Racks

Glassware programme

Water stop

Consumption
9.0 Litres
Standard Wash

Stainless steel interiors

Energy Class Efficiency
A+++

Eco Programme

BUILT-IN XL DISHWASHERS

Width 60 cm
Fully concealed, under-top installation
13 place settings
Soft touch controls with display on top of door

COMFORT

Auto-balance door
Sliding Door System
Push to Open
Front adjustment
of rear feet height
Rack system with handles
Third rack
Lower rack holds
dishes with up to 30 cm diameter
Internal light
Multi-tablet detergent holder
Refill indicator for
salt and rinse aid
Water softener
Hot water hook-up option
(max. 60°C): reduces electricity
consumption by 30%

PROGRAMMES

9 programmes
5 temperatures: 38°- 45°- 55°- 65° - 70 °C
Delayed start ½ hour to 24 hours
End-of-cycle door release

SPECIAL PROGRAMMES

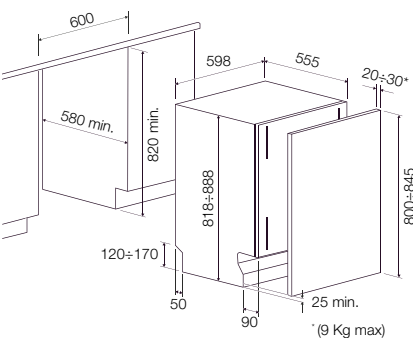
Half load (optional distribution)
Sanitisation
Rapid 27'
Intensive wash for pans
Residual heat drying

SAFETY

AquaProtekt
Protection against leaks
Internal water level sensors

PERFORMANCE

Energy efficiency class: A+++
Drying class: A
Noise level 44 dB (A) re1pW
Annual electricity consumption: 230 kWh
Water consumption per wash IEC: 9.0 litres
Annual water consumption: 2380 litres



See technical data on page 276



Fully concealed
FDW 8293
Code EAN 8019801015498



Fully concealed
FDW 8293 with Push to Open
Code EAN 8019801017195

FDW 8292



Delayed start
0-24h

Auto Open

1/2 load programme

Sliding System

Rapid programme
27 minutes

Water stop

Glassware programme

Stainless steel interiors

Consumption
12 Litres
Standard Wash

Eco Programme

Energy Class Efficiency
A++

BUILT-IN XL DISHWASHERS

Width 60 cm
Fully concealed,
under-top installation
13 place settings
Soft touch controls with display on top of
the door

COMFORT

Auto-balance door
Sliding Door System
Front adjustment
of rear feet height
Basket system with handles
Lower rack holds
dishes with up to 30 cm diameter
Multi-tablet detergent holder
Refill indicator for
salt and rinse aid
Water softener
Hot water hook-up option
(max. 60°C): reduces electricity
consumption by 30%

PROGRAMMES

9 programmes
5 temperatures: 38°- 45°- 55°- 65° - 70 °C
Delayed start ½ hour to 24 hours
End-of-cycle door release

SPECIAL PROGRAMMES

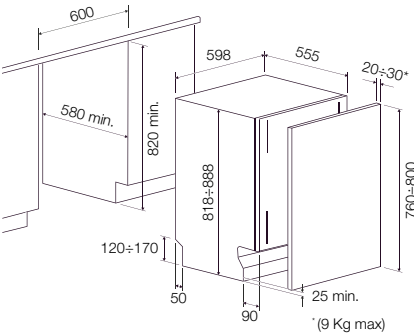
Half load (optional distribution)
Sanitisation
Rapid 27'
Intensive wash for pans
Residual heat drying

SAFETY

AquaProtekt
Protection against leaks
Internal water level sensors

FEATURES

Energy efficiency class: A++
Drying class: A
Sound emission 46 dB (A) re1pW
Annual electricity consumption: 258 kWh
Water consumption per wash IEC: 12 litres
Annual water consumption: 3380 litres



See technical data on page 276



Total Integration
FDW 8292
Code EAN 8019801016006

FDW 82102



Delayed start
0-24h

Auto Open

1/2 load programme

3 Racks

Glassware programme

Water stop

Consumption
12 Litres
Standard Wash

Stainless steel interiors

Energy Class Efficiency
A+++

Eco Programme

BUILT-IN XL DISHWASHERS

Width 60 cm
Fully concealed, under-top installation
13 place settings
Soft touch controls with display on top of
the door

COMFORT

Auto-balance door
Double-fulcrum hinge with plinth adjust-
ment up to 10 cm
Front adjustment
of rear feet height
Rack system with handles
Lower rack holds
dishes with up to 30 cm diameter
External Led
operating mode detection
Multi-tablet detergent holder
Refill indicator for
salt and rinse aid
Water softener
Hot water hook-up option
(max. 60°C): reduces electricity
consumption by 30%

PROGRAMMES

10 programmes
5 temperatures: 38°- 45°- 55°- 65° - 70 °C
Delayed start ½ hour to 24 hours
End-of-cycle door release

SPECIAL PROGRAMMES

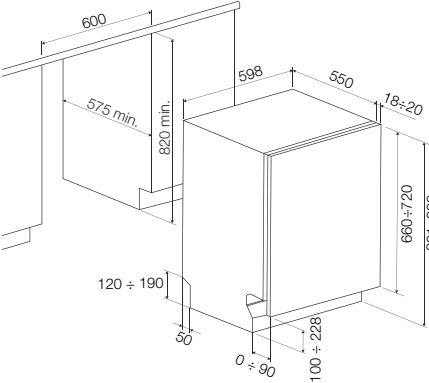
Half load (optional distribution)
Sanitisation
Intensive wash for pans
Residual heat drying

SAFETY

AquaProtekt
Protection against leaks
Internal water level sensors

PERFORMANCE

Energy efficiency class: A+++
Drying class: A
Sound emission 44 dB (A) re1pW
Annual electricity consumption: 258 kWh
Water consumption per wash IEC: 12 litres
Annual water consumption: 3360 litres



See technical data on page 277



Total Integration
FDW 82102
Code EAN 8019801017188

FDW 8291



Delayed start
0-24h

A+
Energy Class Efficiency

1/2 load programme

Rapid programme
27 minutes

Glassware programme

Water stop

Consumption
9.5 Litres
Standard Wash

Stainless steel interiors

Eco Programme

BUILT-IN XL DISHWASHERS

Width 60 cm
Fully concealed, under-top installation
13 place settings
Soft touch controls
with display on top of the door

COMFORT

Auto-balance door
Double-fulcrum hinge with plinth adjustment
Front adjustment
of rear feet height
Rack system with handles
Lower rack holds
dishes with up to 30 cm diameter
External Led with operation
mode detection
Multi-tablet detergent holder
Refill indicator for
salt and rinse aid
Water softener
Hot water hook-up
option (max 60°C)
Reduces electricity consumption
by 30%

PROGRAMMES

10 programmes
5 temperatures: 38°- 45°- 55°- 65° - 70 °C
Delayed start ½ hour to 24 hours

SPECIAL PROGRAMMES

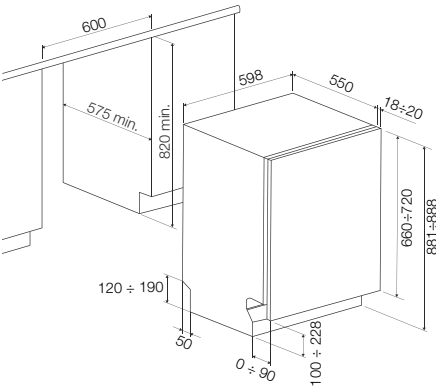
Half load (optional distribution)
Sanitisation
Rapid 27'
Intensive wash for pans
Residual heat drying

SAFETY

AquaProtekt
Protection against leaks
Internal water level sensors

PERFORMANCE

Energy efficiency class: A+
Drying class: A
Sound emission 46 dB (A) re1pW
Annual electricity consumption: 292 kWh
Water consumption per wash IEC: 9.5 litres
Annual water consumption: 2,660 litres



PERFECT FOR EVERY WASH



See technical data on page 277



Fully concealed
FDW 8291
Code EAN 8019801015504



FULGOR
MILANO

COOLING AND FREEZING



PRESERVATION

FRESHNESS CONTROL



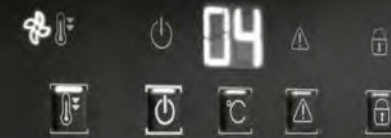
NO-FROST SYSTEM

Ensures the best freezing of food, preserving its aroma, colour and quality over time and preventing food sticking together due to the formation of ice or frost.

Maintaining the correct level of humidity inside the freezer compartment with regular automatic defrosting eliminates the need for difficult manual defrosting.

0°C COMPARTMENT

Specific drawer for the best preservation of fresh food such as vegetables, fruit and meat, by prolonging its aroma and freshness. This is achieved through the direct injection of fresh air between 0 and 5°C, independent of the temperature set for the cooling compartment.



DIGITAL LED DISPLAY

To make it easier to use the various function commands and controls, the combined models have been designed with a digital display and sensor controls. From this control centre, you can start the "RAPID FREEZING" and "RAPID CHILL" functions for freezing or chilling larger quantities of food when you do a weekend shopping or for special events.

In addition, the cooling circuits of the two compartments in combined models are managed separately.



A++

ENERGY EFFICIENCY CLASS

Fulgor-Milano cooling appliances are Class A ++ energy efficient for a drastic reduction in the consumption of electricity. A contribution to environmental protection due to the absence of CFC or HFC refrigerants which have been replaced in the insulation and cooling system by products with a reduced environmental impact such as pentane and R600a isobutane.



VENTILATED REFRIGERATION SYSTEM (AIR+)

The use of a fan, calibrated for performance, guarantees a constant flow of air inside the refrigerator and a more even temperature is obtained resulting in better food preservation. Forced air circulation prevents the formation of condensation on the rear wall of the fridge and under the glass shelves.

LED LIGHTING

For greater visibility inside the fridges, Led lights have been fitted whose cold light enhances the appearance and practicality of high capacity appliances.

FLEXIBILITY IN SPACE USAGE

The layout of spaces in Fulgor Milano fridges has been designed to offer you a higher degree of flexibility, with modular shelves made of safety glass, containers for specific functions and large drawers, in both the fridge and freezer compartments.



SHELF FOR WINE BOTTLES

A handy metal rack is available for storing bottles of wine, ready to be served during meals or for short-term storage.

FBCD 362 NF ED



External dimension identifier

Installation flat hinges

Internal Ventilation Air +

Energy Class Efficiency

Rapid cooling+B57

Cool Zone 0°C

LED lighting

Rapid Thawing

No Frost

FBC 362 NF ED



External dimension identifier

Delayed start

Internal Ventilation Air +

Energy Class Efficiency

Rapid cooling+B57

Cool Zone 0°C

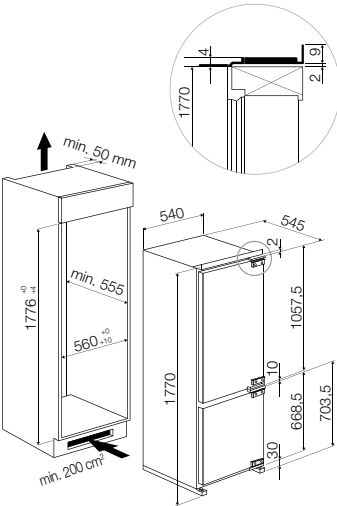
LED lighting

Rapid Thawing

No Frost

BUILT-IN COMBINATION

- Flat hinges
- Energy Class A++
- Total net capacity 282 litres
- Electronic display with sensor controls
- LED lighting
- Fan for forced cold (AIR+)
- NO-FROST system in freezer compartment
- 2 separate temperatures displayed
- 2 separate cooling circuits
- Anti-bacterial inner coating
- 4 tempered safety-glass shelves one of which can be divided
- Metal bottle rack
- Drawers and door shelves with metal inserts
- 1 Zero (0°C) drawer
- 3 transparent drawers in freezer compartment
- "RAPID CHILL" command
- "RAPID FREEZE" command
- Door open alarm system
- Automatic defrosting
- Reversible door (standard installation on right)
- Climate class: SN,ST,N,T



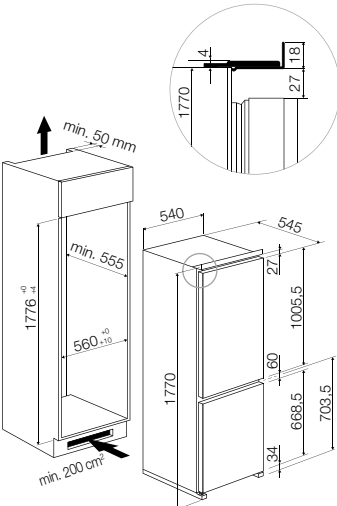
See technical data on page 278



Flat hinges
FBCD 362 NF ED
Code EAN 8019801015573

BUILT-IN COMBINATION

- Drag hinges
- Energy Class A++
- Total net capacity 282 litres
- Electronic display with sensor controls
- LED lighting
- Fan for forced cold (AIR+)
- NO-FROST system in freezer compartment
- 2 separate temperatures displayed
- 2 separate cooling circuits
- Anti-bacterial inner coating
- 4 tempered safety-glass shelves one of which can be divided
- Metal bottle rack
- Drawers and door shelves with metal inserts
- 1 Zero (0°C) drawer
- 3 transparent drawers in freezer compartment
- "RAPID CHILL" command
- "RAPID FREEZE" command
- Door open alarm system
- Automatic defrosting
- Reversible door (standard installation on right)
- Climate class: SN,ST,N,T



See technical data on page 278



Sliding system
FBC 362 NF ED
Code EAN 8019801015580

FBC 342 TNF ED



External dimension identifier

Delayed start

Internal Ventilation Air +

Energy Class Efficiency

Rapid cooling+B57

Cool Zone 0°C

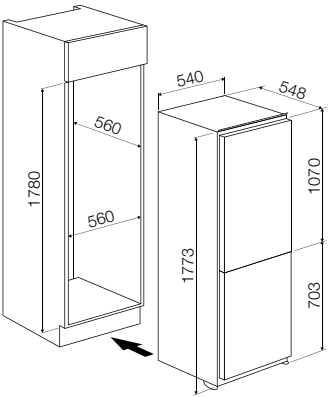
LED lighting

Rapid Thawing

Total No Frost

BUILT-IN COMBINATION

- Drag hinges
- Energy Class A+
- Total net capacity 282 litres
- Electronic display with sensor controls
- LED lighting
- Fan for forced cold (AIR+)
- TOTAL NO-FROST System
- 2 separate temperatures displayed
- 2 separate cooling circuits
- Anti-bacterial inner coating
- 4 tempered safety-glass shelves one of which can be divided
- 2 drawers for fruit and vegetables
- Drawers and holders with metal inserts
- 3 transparent drawers in freezer compartment
- "RAPID CHILL" command
- "RAPID FREEZE" command
- Door open alarm system
- Automatic defrosting
- Reversible door (standard installation on right)
- Climate class: SN,ST



See technical data on page 278



Sliding system
FBC 342 TNF ED
Code EAN 8019801014637

FBC 362 FE



External dimension identifier

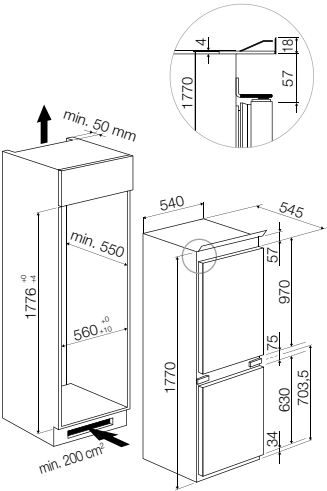
Delayed start

Internal Ventilation Air +

Energy Class Efficiency

BUILT-IN COMBINATION

- Sliding system
- Energy Class A+
- Total net capacity 277 litres
- LED lighting
- Fan for forced cold (AIR+)
- Static cold system in freezer compartment
- 2 separate cooling circuits
- 4 tempered safety-glass shelves one of which can be divided
- Metal wine bottle rack
- Drawers and door shelves with metal inserts
- 3 transparent drawers in freezer compartment
- Door open alarm system
- Automatic defrosting
- Reversible door (standard installation on right)
- Climate class: SN,ST,N



See technical data on page 278



Sliding system
FBC 362 FE
Code EAN 8019801015597

FBRD 361 FED



^
1776
v

External
dimension
identifier

Installation
flat hinges

Internal
Ventilation Air +

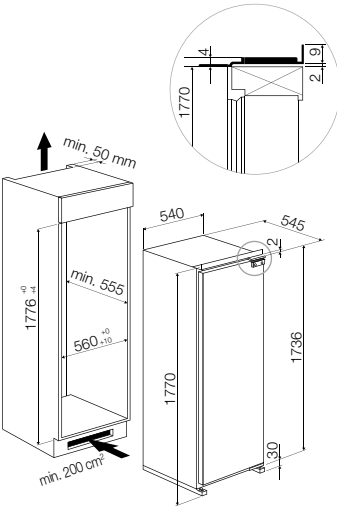
A++

Energy
Class
Efficiency

LED lighting

Rapid
cooling+B57

SINGLE DOOR REFRIGERATOR WITH FREEZER COMPARTMENT
Flat hinges
Energy Class A++
Total net capacity 296 litres
Electronic control
Forced cold air fan (AIR+)
Static cold system in freezer compartment
Anti-bacterial inner coating
4 tempered safety-glass shelves, one of which can be divided
Metal bottle rack
Drawers and door shelves with metal inserts
2 drawers for fruits and vegetables with humidity adjustment
Automatic defrosting
Reversible door (standard installation on right)
Climate class: SN,ST,N



See technical data on page 279



flat hinges
FBRD 361 FED
Code EAN 8019801015603

FBRD 360 FED



^
1776
v

External
dimension
identifier

Installation
flat hinges

Internal
Ventilation Air +

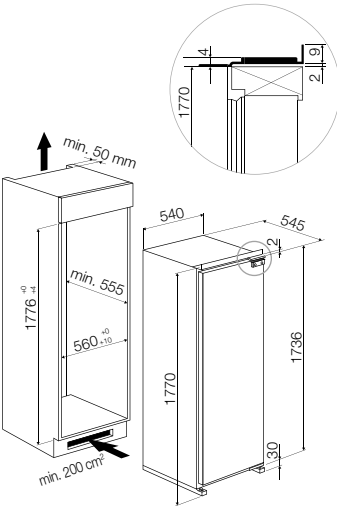
A++

Energy
Class
Efficiency

LED lighting

Rapid
cooling+B57

SINGLE DOOR REFRIGERATOR
Flat hinges
Energy Class A++
Total capacity 320 litres
Electronic control
Forced cold air fan (AIR+)
Anti-bacterial inner coating
5 tempered safety-glass shelves, one of which can be divided
Metal bottle rack
Drawers and door shelves with metal inserts
2 drawers for fruits and vegetables with humidity adjustment
Automatic defrosting
Reversible door (standard installation on right)
Climate class: SN,ST,N



See technical data on page 279



Flat hinges
FBRD 360 FED
Code EAN 8019801015610

SBS FOOD STORAGE CENTRE

The combination of two large capacity cooling and freezing appliances provides multiple functions and storage solutions and seamlessly integrated into the SLOT IN installation system.

FREEZER

FRIDGE

NO-FROST SYSTEM

Ensures the best freezing of food, preserving its flavour, colour and quality over time and preventing food from sticking together due to the formation of ice or frost. Maintaining the correct level of humidity inside the freezer compartment with regular automatic defrosting eliminates the need for difficult manual defrosting.



VENTILATED REFRIGERATION (AIR+)

With the use of a fan whose size is calibrated to deliver a constant flow of air inside the refrigeration compartment, a more even temperature is obtained resulting in better food preservation. Forced air circulation also prevents the formation of condensation on the back wall of the refrigeration compartment and under the glass shelves.

FREEZER

FRIDGE



SLOT IN

A different approach to integrating cooling appliances in the kitchen, thanks to a specific construction and self-rotating doors which mean they can be installed in cabinets and lined up (handles excluded) by adding a 10cm high plinth.

SELF-SUPPORTING HINGES

The hinges rotate on themselves, allowing the door to be opened 120° making it easier to pull both the racks and shelves out.



COOL AREA

Drawer designed for optimum preservation of fresh food such as vegetables, fruit and meat, by prolonging its aroma and freshness. This is achieved through the direct injection of fresh air between 1°C and 5°C, independent of the temperature set for the cooling compartment.



WINE RACK

A handy metal rack is available for storing bottles of wine, sparkling wine and champagne, ready to be served during meals or for short-term storage.

FFSI 350 NF ED X

FREEZER



^
1850
v

External
dimension
identifier

Slot-in
installation

Fingerprint proof
stainless steel

No Frost

Energy
Class
Efficiency
A+

LED lighting

Rapid
Thawing

FRSI 400 F ED X

FRIDGE



^
1850
v

External
dimension
identifier

Slot-in
installation

Fingerprint proof
stainless steel

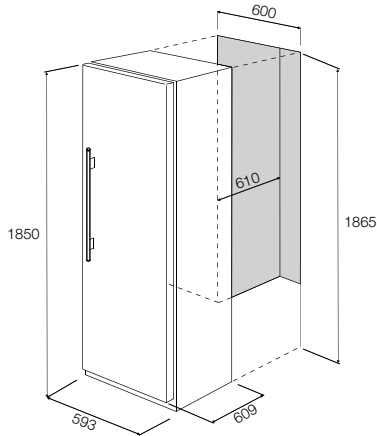
Internal
Ventilation Air +

Energy
Class
Efficiency
A++

LED lighting

Rapid
cooling+B57

**UPRIGHT FREEZER
SLOT IN INSTALLATION**
Energy Class A+
Stainless steel door with handle
Left-hand (non-reversible) hinge
Total capacity 262 litres
No-frost cooling system
LCD electronic display with sensor controls
"RAPID FREEZE" command
Door open alarm system
Internal LED lighting
Anti-bacterial inner lining
1 large drawer
5 standard drawers
1 compartment with flap door
Automatic defrosting
Ice cube tray
Climate class: SN,T

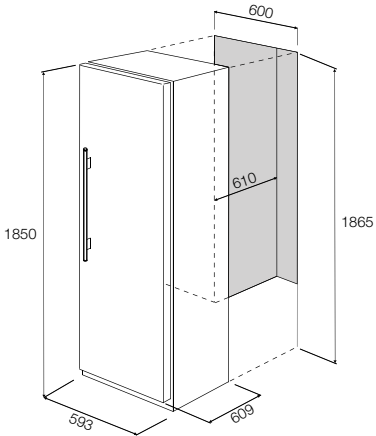


See technical data on page 279



Stainless steel door
FFSI 350 NF ED X
Code EAN 8019801014620

**SINGLE DOOR REFRIGERATOR
SLOT IN INSTALLATION**
Energy Class A++
Stainless steel door with handle
Right-hand (non-reversible) hinge
Total capacity 352 litres
LCD electronic display with sensor controls
Control for "RAPID CHILL"
Control for "VACATION FUNCTION"
Door open alarm system
Internal LED lighting
Forced cold air fan (AIR+)
Anti-bacterial inner lining
6 tempered safety-glass shelves, height adjustable
Metal bottle rack
5 shelves on inside of door
Egg tray
2 fruit and vegetable drawers
1 large drawer
Automatic defrosting



STANDARD ACCESSORIES
Seal for joining with Freezer FFSI 350 NF ED X

See technical data on page 279



Stainless steel door
FRSI 400 F ED X
Code EAN 8019801014613



CANTINE VINI

WINE CELLARS

WINES PRÊT-À-PORTER

With Fulgor Milan wine cellars, entertainment is at your fingertips. You can preserve different types of wine thanks to the dual internal temperature. They can hold up to that 46 bottles and the temperature and the degree of humidity in each sector can be adjusted.



LED LIGHTING

Cold Led internal lighting ensures perfect visibility inside the cooling compartment.



REMOVABLE WOODEN SHELVES

Beech wood shelves mounted on removable rails with different spaces to hold bottles of wine and sparkling wine.



SEPARATE TEMPERATURE ADJUSTMENT SETTING

Two climate zones:
Upper from 5 to 12°C
Lower from 12 to 22°C.

MAXIMUM CAPACITY 46 BOTTLES

The different types of shelves means you can preserve up to a maximum of 46 varying size bottles of wine and sparkling wine.

FWC 8746 U TC X



CELLAR FOR
PRESERVING WINE

Under-top installation
Door in tempered glass
with steel frame
Swing door
(reversible)
with steel handle

PERFORMANCE

Separate temperature
adjustment
Two climate zones:
Upper from 5 to 12°C
Lower from 12 to 22°C
Humidity adjustment 50-80%
Capacity 46 bottles Ø 76 mm

FEATURES

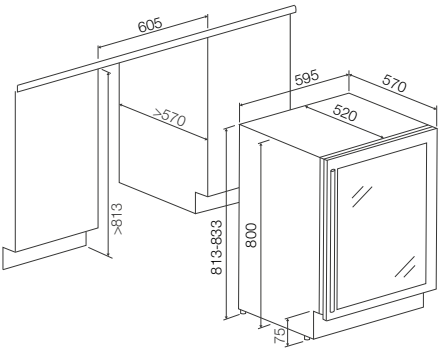
Internal touch controls
with digital display
Cooling system
with compressor
Internal ventilation
Control Indicator light
Black interior
Internal cold LED lighting
Active charcoal filter

SAFETY

Anti-vibration system
Anti-condensation system
Anti-UV insulating glass
Climate class: N,SN,ST

STANDARD ACCESSORIES

6 removable wooden shelves
Power cord with plug




See technical data on page 280



Glass door with stainless steel frame
FWC 8746 U TC X
Code EAN 8019801017973

FWC 8841 TC X



CELLAR FOR
PRESERVING WINE

Column installation
Door in tempered glass
with steel frame
Swing door
(reversible)
with steel handle

PERFORMANCE

Separate temperature
adjustment
Two climate zones:
Upper from 5 to 12°C
Lower from 12 to 22°C
Humidity adjustment 50-80%
Capacity 41 bottles Ø 76 mm

FEATURES

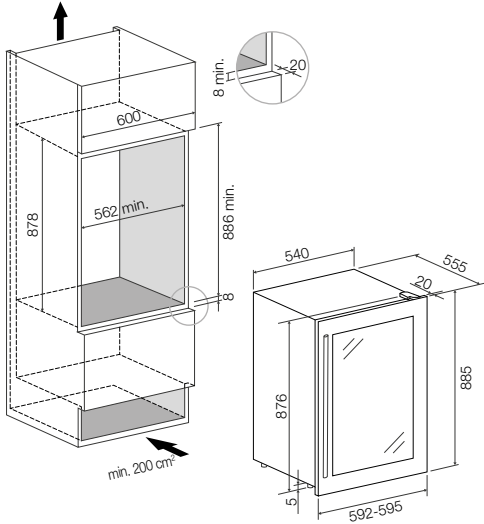
Internal touch controls
with digital display
Cooling system
with compressor
Internal ventilation
Control Indicator Light
Dark interior
Internal cold LED lighting
Active charcoal filter

SAFETY

Anti-vibration system
Anti-condensation system
Anti-UV insulating glass
Climate class: N,SN,ST

STANDARD ACCESSORIES

6 removable wooden shelves
Power cord with plug



See technical data on page 280



Glass door with stainless steel frame
FWC 8841 TC X
Code EAN 8019801017966

FULGOR
MILANO

ACCESSORIES

OVENS

NEW SHOW PIZZA



Pizza paddle
Code EAN 8019801014712

REFT PIZZA



Pizza stone
Code EAN 8019801014699

ROGR PIZZA



Round stainless steel grill for pizza
Code EAN 8019801014705

NEW ET 96



Pyro-grey enamel drip pan
for 90 x 60 ovens
Code EAN 8019801018109

GT 60



60 cm glass drip pan
Code EAN 8019801014781

TELG 60 M/P



Pair of fully removable telescopic rails
(1 level) for 60 cm ovens
Code EAN 8019801014682

FG 60



Flat rack 60
Code EAN 8019801014767

FG 90/75



Flat rack for 75/90x48 ovens
Code EAN 8019801014774

NEW FG 96



Flat rack for 90 x 60 ovens
Code EAN 8019801018093

PP 2 SET



Set of push pull knobs
(2 knobs)
Code EAN 8019801014828

MK 3 SET



Set of metal knobs
for gas ovens (3 knobs)
Code EAN 8019801014842

MK 2 SET



Set of metal knobs
for electric ovens (2 knobs)
Code EAN 8019801014859

ET 60



60 cm Pyro-grey enamel drip pan
Code EAN 8019801014798

ET 90/75



Pyro-grey enamel drip pan
(75, 90x48)
Code EAN 8019801014804

ETL 90/75



Pyro-grey deep enamel drip pan
(75, 90x48)
Code EAN 8019801015184

COMPACT 45

FG 45



Flat metal rack

Code EAN 8019801014873

XT 45



Stainless steel drip pan

Code EAN 8019801014880

PIZZA STONE 45



Lava stone plate
for multifunction oven

Code EAN 8019801014897

GASTRO BOX SET OF 6



Set of 6 Gastronorm trays
in stainless steel, for steam ovens

Code EAN 8019801014903

PERFORATED POT WITH LID



Micro-perforated pan with lid
in stainless steel, for steam ovens

Code EAN 8019801014927

FK 30" X



30" stainless steel frame for
Compact / Special 45

Code EAN 8019801014729

CM DC 150



INTERNAL CONTAINER
Compartments for accessories, small
cups, spoons, coffee and sugar

Code EAN 8019801013494

FWC ADC 150



INTERNAL CONTAINER
Equipped with accessories
and tools for wine

Code EAN 8019801013487

CD 15 X



LD 15 BK/WH/ME



DRAWERS compatible with:
FWC 4522 wine cellars
FCM 4503 coffee machines

CD 15 X Code EAN 8019801013456
LD 15 BK Code EAN 8019801013470
LD 15 WH Code EAN 8019801013463
LD 15 ME Code EAN 8019801014187

HOB

CAST IRON ADAPTOR FOR WOKS



Cast iron trivet adapted
for wok pans

Code EAN 8019801014965

CAST IRON ADAPTOR FOR SMALL PANS



Cast iron trivet adapted
for small pans

Code EAN 8019801014972

SCRAPER FOR CERAMIC SURFACES



Scraper to
clean ceramic hobs

Code EAN 8019801015016

PROFI STEEL KNOB



Knob for gas barbecue, CPH hobs and dominoes
stainless steel FCH hobs

Code EAN 8019801014989

STEEL KNOB



Knobs for FCH and QLH hobs

Code EAN 8019801014996


QUAD KNOB (QP)



Knobs for QH and PH hobs

Code EAN 8019801015009

BQ GR



Stainless steel grill rack for SBQ 1000 G X
(consisting of 2 parts + gas deflector)

HOODS

KITCF001



Set of 2 charcoal filters for hoods
SHC 9011 RC X
Code EAN 8019801015047

KITCF002



Set of 3 charcoal filters for hood
SHC 12011 RC X
Code EAN 8019801015054

KITCF003



Set of 1 charcoal filter for hood
CHB 9012 X
Code EAN 8019801015061

KITCF005



Set of 2 charcoal filters for hoods
CHDD9010 / LHDD9010 /
CHDD12010 / LHDD12011
Code EAN 8019801015085

KITCF009



Set of 2 filters for hoods
FCH600X-FCH900X-T QUAD
FQH 900/1200 / FQHI FQH 900/1200
Code EAN 8019801015863

KITCF011



Set of 2 charcoal filters for hoods
FLH 800 TC
Code EAN 8019801015856

KITCF012



Set of 5 refillable
active charcoal cartridges
for PLANO hoods
Code EAN 8019801015849

REMOTE CONTROL
FOR ALTO HOODS

Remote control for hoods:
SHC 9011 RC X
SHC 12011
Code EAN 8019801015139

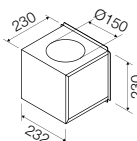
REMOTE CONTROL
FOR LIFT HOODS

Remote control for hoods:
CHDD9010 / LHDD9010
CHDD12010 / LHDD 12010
Code EAN 8019801015146

DDM



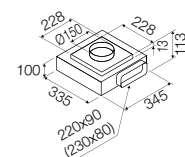
On board motor
Code EAN 8019801013395



DDMA



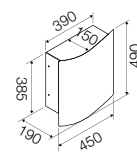
Remote motor
Code EAN 8019801015191



DDME



External motor

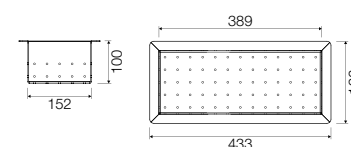


SINKS

C 4319 X



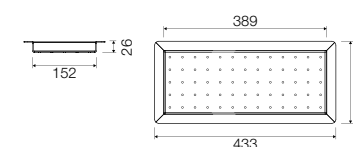
COLANDER TRAY
AISI 304, thickness 10/10
protective polyethylene corner inserts
Code EAN 8019801011414




T 4319 X



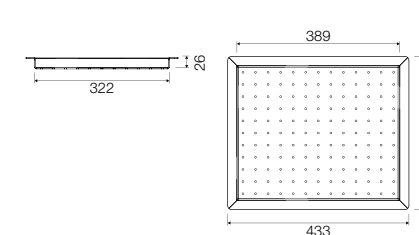
PERFORATED TRAY
AISI 304, thickness 10/10
protective polyethylene corner inserts
Code EAN 8019801011421



T 4336 X



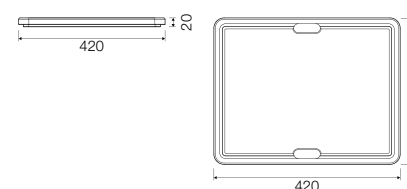
PERFORATED TRAY
AISI 304, thickness 10/10
protective polyethylene corner inserts
Code EAN 8019801011438



T 4233 PL



SHAPED CUTTING BOARD
Synthetic material
Code EAN 8019801011445



QD 1 X



SQUARE DRAIN PLATE
AISI 304, thickness 10/10
stainless steel
Code EAN 8019801011452

QD 2 X








SQUARE DRAIN PLATE
AISI 304, thickness 10/10
stainless steel
Code EAN 8019801011469





FULGOR
MILANO

FEATURES









	<div><div>NEW</div></div>	<div><div>NEW</div></div>	<div><div>NEW</div></div>	<div><div>NEW</div></div>
Catalogue reference	page 14	page 15	page 17	page 18
MODEL	FSRC 3606 P MG ED 2F X	FSRC 3606 GG ED 2F X	FSO 300 P TC 2F X	FSRT 3606 G X
Type	36" dual fuel range	36" full gas range	30" self-cleaning multifunction oven	36" gas range top
Finish	Professional stainless steel	Professional stainless steel	Professional stainless steel	Professional stainless steel
Interiors: enamel/other	Pyro-black	Pyro-black	Pyro-black	-
HOB FEATURES				
Type	Gas	Gas	-	Gas
Double crown burners	6	6	-	6
Burner power (min-MAX)	350-4500W	350-4500W	-	350-4500W
Burner safety	•	•	-	•
Trivets	3 in cast iron	3 in cast iron	-	3 in cast iron
Stove top	Enamelled steel	Enamelled steel	-	Enamelled steel
OVEN FEATURES				
Type	Electric multifunction	Gas	Electric multifunction	-
Dual Fan	•	•	•	-
Energy efficiency class	A	A	-	-
Oven volume (litres)	138 L	125 L	123 L	-
Tangential cooling ventilation	•	•	•	-
Total number of functions:	11	3	11	-
PERFORMANCE				
Maximum cooking temperature	250°C	250°C	250°C	-
Maximum temperature (pyrolysis)	460°C	-	460°C	-
Dual Fan	•	•	•	-
Self cleaning pyrolysis/Eco-friendly pyrolysis	•	-	•/•	-
CONTROL				
Programming	6 Digit touch + knobs	6 Digit touch + knobs	6 Digit touch + knobs	Mechanical with knobs
Automatic cooking	-	-	•	-
Auto power off	•	-	•	-
Rapid temperature (Boost)	•	-	•	-
Probe for checking food temperatures	•	-	•	-
SAFETY				
Door with safety lock	•	-	•	-
Cool door / no. panes	•/4	•/4	•/4	-
Control lock	-	-	•	-
ACCESSORIES				
No. of lights (20 W halogen)	3	3	3	-
No. of grill racks	2	2	2	-
Set of telescopic grill racks	1	1	2	-
No./type of trays	1/large enamel+anti splash insert	1/large enamel+anti splash insert	1/enamel+anti splash insert	-
ELECTRICAL/GAS SPECIFICATIONS				
Max electric power absorbed (W)	3700	200	3700W	20
Power (V-Hz)	230/50	230/50	230/50	230/50
Gas type	NG - LPG	NG - LPG	-	NG - LPG
Power cord	•	•	•	•
Plug	Schuko	Schuko	Schuko	Schuko
SIZE				
Width mm	910	910	758	910
Height mm	993	993	707	993
Depth mm	756	756	590	756
Recess (LxHxP) mm	-	-	722x692x590	-

	<div><div>NEW</div></div>
Catalogue reference	page 16
MODEL	FSRC 3004 P MI ED 2F X
Type	30" induction oven
Finish	Professional stainless steel
Interiors: enamel/other	Pyro-black
HOB FEATURES	
Type	Induction
Glass-ceramic	surface
Saucepan detection	•
Function safety lock	•
Fan cooling system	•
Power level	from 1 to 9
Digital display for power levels	•
Melting mode 45°C	•
Heating and slow cooking 70°C	•
Booster for all areas	•
Residual heat indicator	•
Fault code indicator	•
HOB	
LEFT FRONT	Inductor Ø 230 mm
Power: max - min (W)	3700-2300W
LEFT REAR	Inductor Ø 165 mm
Power: max - min (W)	2200-1400W
RIGHT FRONT	Inductor Ø 200 mm
Power: max - min (W)	3000-1850W
RIGHT REAR	Inductor Ø 200 mm
Power: max - min (W)	3000-1850W
OVEN FEATURES	
Type	Multifunction electric
Dual Fan	•
Energy efficiency class	A
Oven volume (litres)	116 L
Tangential cooling ventilation	•
Total number of modes:	11
PERFORMANCE	
Maximum cooking temperature	250°C
Maximum temperature (pyrolysis)	460°C
Dual Fan	•
Self cleaning pyrolysis/Eco-friendly pyrolysis	•
CONTROL	
Programming	6 Digit touch + knobs
Auto power off	•
Rapid temperature (Boost)	•
Probe for checking food temperatures	•
SAFETY	
Door with safety lock	•
Cool door / no. panes	•/4
ACCESSORIES	
No. of lights (20 W halogen)	3
No. of grill racks	2
Set of telescopic grill racks	1
No./type of trays	1/large enamel+anti splash insert
ELECTRICAL/OVEN SPECIFICATIONS	
Max electric power absorbed (W)	3700
Power (V-Hz)	230/50
Power cord	•
Plug	Schuko
SIZE	
Width mm	758
Height mm	993
Depth mm	756




	<div><div>NEW</div></div>
Catalogue reference	page 19
MODEL	FPH 3600 X
Type	Range hood
Finish	Professional Stainless Steel
Installation	Wall - mount
Width mm	910
MAIN FEATURES	
Energy Class	A
Number of speeds	3
Auto power off	-
Indicator/reset anti-grease filters	-
Indicator/reset active charcoal filters	-
Lights: no. and type	2x1.2W LED
Type of anti-grease filter	No. 2 stainless steel baffle
Anti-grease filters, dishwasher safe	•
Ø air outlet	Ø 150 mm
Non-return valve	yes
CONTROLS	
Digital display	-
Type of control	slider
PERFORMANCE / ELECTRICAL DATA	
Suction power (max)	950 m³/h
Noise level (dBA)	69
Annual consumption (kWh)	71.7
Motor power (W)	270W
Rated hood power (W)	320W
Power (V-Hz)	220/240-50/60
Power cord (m)	1.2
ACCESSORIES	
Remote control with IR port	-
Active charcoal filters	-
SIZE	
Width mm	912
Height mm	457
Depth mm	610


			
Catalogue reference	page 26	page 27	page 27
MODEL	SBQ 1000 G X	SBQHL 1000 X	SBQLL 1000 X
Type	Built-in gas barbecue for outdoor use	High lid	Slim lid
Finish	Stainless steel	Stainless steel	Stainless steel
AISI 316 STAINLESS STEEL			
External surfaces	•	-	-
Flat frame	•	-	-
Knobs	4	-	-
Low lid	-	-	•
Lid with two levels (high)	-	•	-
PROFESSIONAL STAINLESS STEEL			
FRY TOP plate	1	-	-
Grill racks	2	-	-
Burners	4	-	-
Burner crown	•	-	-
Warming shelf	•	-	-
Handle	-	•	-
MAIN FEATURES			
Grill rack division in stainless steel	2	-	-
Oil and fat collection with removable container from above	•	-	-
Warming shelf	•	-	-
Total power gas burners 14000W	•	-	-
Electronic ignition under knob	•	-	-
Back-up battery for ignition	•	-	-
Temperature detector	•	-	-
Gas supply	NG and LPG	-	-
SIZE			
Cooking surface width mm	900	-	-
Width mm	1040	-	-
Height mm	177	-	-
Depth mm	540	-	-
Recess (LxHxP) mm	1025x505x135	-	-

			
Catalogue reference	page 42	pages 44 - 45	pages 46 - 47
MODEL	FCO 300 P TM 2F X	FCPO 6213 P TM ...	FCO 6114 P TM ...
Type	30" multifunction self-cleaning oven	Multifunction self-cleaning oven	Multifunction self-cleaning oven
Finish	Touch proof stainless steel	... X Touch proof stainless steel ... BK Obsidian black glass ... WH Arctic white glass ... ME Metal grey glass	... X Touch proof stainless steel ... BK Obsidian black glass ... WH Arctic white glass ... ME Metal grey glass
Interiors: enamel/other	Pyro-black	Pyro-grey/-	Pyro-grey/-
MAIN FEATURES			
Energy efficiency class	A	A+	A+
Usable volume (litres)	123 L	65 L	65 L
Tangential cooling ventilation	•	•	•
Total number of modes:	15	16	15
PERFORMANCE			
Maximum cooking temperature	250°C	250°C	250°C
Special Pizza cooking temperature	-	345°C	-
Maximum temperature (pyrolysis)	460°C	470°C	470°C
Dual Fan	•	-	-
Self cleaning pyrolysis/Eco-friendly pyrolysis	•/-	•/-	•/-
CONTROL			
Programming	Creactive full touch electronic	Creactive full touch electronic	Creactive full touch electronic
Automatic cooking	•	•	•
Auto power off	•	•	•
Rapid temperature (Boost)	•	•	•
Probe for checking food temperatures	•	•	•
SAFETY			
Door with safety lock	•	•	•
Safety door / no. panes	•/4	•/4	•/4
Command block	•	•	•
ACCESSORIES			
No. of lights (20 W halogen)	3	1	1
Set of telescopic rails No.	2	2	2
No./type of trays	1/enamel+anti splash	1 glass	2 glass
Flat metal grill racks no.	2	2	2
Round steel grill racks no.	-	1	-
Pizza stone no.	-	1	-
Pizza paddle no.	-	1	-
ELECTRICAL SPECIFICATIONS			
Max power absorbed (W)	3700W	3450W	3450W
Power (V-Hz)	230/50	220-240/50	220-240/50
Power cord	•	•	•
Plug	-	Schuko	Schuko
SIZE			
Width mm	754	594	594
Height mm	707	594	594
Depth mm	590	535	535
Recess (LxHxP) mm	722x692x590	560x595x560	560x595x560

			
Catalogue reference	page 48	page 51	pages 52 - 53
MODEL	FQO 6010 P MT X	FCOS 6213 TM X	FCO 6213 TM ...
Type	Multifunction self-cleaning	Multifunction	Multifunction
Finish	Touch proof stainless steel	Touch proof stainless steel	... X Touch proof stainless steel ... BK Obsidian black glass ... WH Arctic white glass ... ME Metal grey glass
Interiors: enamel/other	Pyro-grey/-	Pyro-grey/-	Pyro-grey/-
MAIN FEATURES			
Energy efficiency class	A+	A++	A++
Usable volume (litres)	65 L	65 L	65 L
Tangential cooling ventilation	•	•	•
Total no. of modes	10	15	15
PERFORMANCE			
Maximum cooking temperature	250°C	250°C	250°C
Maximum temperature (pyrolysis)	470°C	-	-
Self cleaning pyrolysis/Eco-friendly pyrolysis	•/-	-	-
Assisted cleaning (Clean)	-	•	•
CONTROL			
Programming	Timer + knobs	Creactive full touch electronic	Creactive full touch electronic
Automatic cooking	•	•	•
Auto power off	•	•	•
Rapid temperature (Boost)	-	•	•
Probe for checking food temperatures	-	•	•
SAFETY			
Door with safety lock	•	-	-
Safety door / no. panes of glass	•/4	•/3	•/3
Control lock	-	•	•
ACCESSORIES			
No. of lights (20 W halogen)	1	2	2
Set of telescopic rails No.	1	2	2
No./type of trays	1 enamel	2 glass*	2 glass*
Grey metal flat no.	2	2	2
ELECTRICAL SPECIFICATIONS			
Max power absorbed (W)	3350W	3500W	3500W
Power (V-Hz)	220-240/50	230/50	230/50
Power cord	•	•	•
Plug	Schuko	Schuko	Schuko
SIZE			
Width mm	594	594	594
Height mm	594	594	594
Depth mm	535	535	535
Recess (LxHxP) mm	560x595x560	560x595x560	560x595x560

* 2 glass includes stainless steel fan cover

			
Catalogue reference	page 54	page 55	page 56
MODEL	QO 6009 PT X	QLO 6009 PT ...	QO 6007 MT X
Type	Multifunction	Multifunction	Multifunction
Finish	Touch proof stainless steel	... BK Obsidian black glass ... WH Arctic white glass	Touch proof stainless steel
Interiors: enamel/other	Pyro-grey/-	Pyro-grey/-	Pyro-grey/-
MAIN FEATURES			
Energy efficiency class	A	A	A
Usable volume (litres)	65 L	65 L	65 L
Tangential cooling ventilation	•	•	•
Total number of modes:	9	9	7
PERFORMANCE			
Maximum cooking temperature	250°C	250°C	250°C
Assisted cleaning (Clean)	•	•	•
CONTROL			
Programming	Touch timer + push pull	Touch timer + push pull	Touch timer + knobs
Auto power off	•	•	•
SAFETY			
Door with safety lock	-	-	-
Safety door / no. panes of glass	•/3	•/3	•/3
Control lock	0	-	-
ACCESSORIES			
No. of lights (20 W halogen)	1	1	1
Set of telescopic rails No.	1	1	1
No./type of trays	1 enamel	1 enamel	1 enamel
Grey metal flat No.	2	2	2
ELECTRICAL SPECIFICATIONS			
Max power absorbed (W)	3500W	3500W	2400W
Power (V-Hz)	230/50	230/50	230/50
Power cord	•	•	•
Plug	Schuko	Schuko	Schuko
SIZE			
Width mm	594	594	594
Height mm	594	594	594
Depth mm	535	535	535
Recess (LxHxP) mm	560x595x560	560x595x560	560x595x560



Catalogue reference	page 57	page 58	page 59
MODEL	QLO 6007 MT ...	PO 6007 ST X	PO 6003 G ST X
Type	Multifunction	Multifunction 60	Fan assisted gas
Finish	... BK Obsidian black glass ... WH Arctic white glass	Touch proof stainless steel	Touch proof stainless steel
Interiors: enamel/other	Pyro-grey/-	Pyro-grey/-	Pyro-grey/-
MAIN FEATURES			
Energy efficiency class	A	A	A+
Usable volume (litres)	65 L	65 L	65 L
Tangential cooling ventilation	•	•	•
Total no. of modes	7	7	3
PERFORMANCE			
Maximum cooking temperature	250°C	250°C	250°C
Assisted cleaning (Clean)	•	•	•
CONTROL			
Programming	Touch timer + knobs	Mechanical cut-off timer + knobs	Mechanical, timer + knobs
Auto power off	•	•	-
SAFETY			
Safety door / no. panes of glass	•/3	•/2	•/2
ACCESSORIES			
No. of lights (20 W halogen)	1	1	1
Set of telescopic rails No.	1	-	-
No./type of trays	1 enamel	1 enamel	1/enamel
Flat metal grill racks no.	2	2	1
Rotisserie with spit	-	-	•
ELECTRICAL SPECIFICATIONS			
Max power absorbed (W)	2400W	2400W	1200W
Power (V-Hz)	230/50	230/50	230/50
Power cord	•	•	•
Plug	Schuko	Schuko	Schuko
SIZE			
Width mm	594	594	594
Height mm	594	594	594
Depth mm	535	535	535
Recess (LxHxP) mm	560x595x560	560x595x560	560x595x560







Catalogue reference	page 61	pages 62 - 63	page 64
MODEL	FCO 7513 TM X	FCO 9013 TM ...	QO 9009 PT X
Type	Multifunction 75	Multifunction 90	Multifunction 90
Finish	Touch proof stainless steel	... X steel ... BK Obsidian black glass ... WH Arctic white glass ... ME Metal grey glass	Touch proof stainless steel
Interiors: enamel/other	Pyro-grey/-	Pyro-grey/-	Pyro-grey/-
MAIN FEATURES			
Energy efficiency class	A+	A+	A
Usable volume (litres)	89 L	89 L	89 L
Tangential cooling ventilation	•	•	•
Total no. of modes	15	15	9
PERFORMANCE			
Maximum cooking temperature	250°C	250°C	250°C
Assisted cleaning (Clean)	•	•	•
CONTROL			
Programming	Creactive full touch electronic	Creactive full touch electronic	Touch timer + push pull
Automatic cooking	•	•	-
Auto power off	•	•	•
Rapid temperature (Boost)	•	•	-
Probe for checking food temperatures	•	•	-
SAFETY			
Safety door / no. panes of glass	•/3	•/3	•/3
Control lock	•	•	-
ACCESSORIES			
No. of lights (20 W halogen)	2	2	2
Set of telescopic rails No.	2	2	1
No./type of trays	2/enamel	2/enamel	2/enamel
Grey metal flat No.	1	1	1
Rotisserie with spit	•	•	•
ELECTRICAL SPECIFICATIONS			
Max power absorbed (W)	3600W	3600W	2900W
Power (V-Hz)	230/50	230/50	230/50
Power cord	•	•	•
Plug	Schuko	Schuko	Schuko
SIZE			
Width mm	750	893	893
Height mm	594	477	477
Depth mm	545	538	538
Recess (LxHxP) mm	710x595x550	860x475x560	860x475x560







Catalogue reference	page 66	page 67	page 68
MODEL	FCO 9613 TM 2F X	QO 9609 PT X	PO 9607 ST X
Type	Multifunction 90 x 60	Multifunction 90 x 60	Multifunction 90 x 60
Finish	Touch proof stainless steel	Touch proof stainless steel	Touch proof stainless steel
Interiors: enamel/other	Pyro-grey/-	Pyro-grey/-	Pyro-grey/-
MAIN FEATURES			
Energy efficiency class	A+	A	A
Usable volume (litres)	105 L	105 L	105 L
Tangential cooling ventilation	•	•	•
Total no. of modes	15	9	7
PERFORMANCE			
Maximum cooking temperature	250°C	250°C	250°C
Dual Fan	•	-	-
Assisted cleaning (Clean)	•	-	-
CONTROL			
Programming	Creactive full touch electronic	Touch timer + push pull	Mechanical end of cooking + knobs
Automatic cooking	•	-	-
Auto power off	•	•	•
Rapid temperature (Boost)	•	-	-
Probe for checking food temperatures	•	-	-
SAFETY			
Safety door / no. panes of glass	•/3	•/3	•/3
Control lock	•	-	-
ACCESSORIES			
No. of lights (20 halogen)	2	2	2
Set of telescopic rails No.	1	1	-
No./type of trays	2/enamel	2/enamel	1/enamel
Flat metal grill racks no.	1	1	1
Rotisserie with spit	•	•	•
ELECTRICAL SPECIFICATIONS			
Max power absorbed (W)	3500W	3500W	2900W
Power (V-Hz)	230/50	230/50	230/50
Power cord	•	•	•
Plug	Schuko	Schuko	Schuko
SIZE			
Width mm	895	895	895
Height mm	594	594	594
Depth mm	551	551	551
Recess (LxHxP) mm	860x595x560	860x595x560	860x595x560



Catalogue reference	page 69
MODEL	PO 9603 G ST X
Type	Fan assisted gas 90 x 60
Finish	Touch proof stainless steel
Interiors: enamel/other	Pyro-grey/-
MAIN FEATURES	
Energy efficiency class	A
Usable volume (litres)	97 L
Tangential cooling ventilation	•
Total no. of modes	3
PERFORMANCE	
Maximum cooking temperature	250°C
CONTROL	
Programming	Mechanical
SAFETY	
Safety door / no. panes of glass	•/2
ACCESSORIES	
No. of lights (20 W halogen)	2
No./type of trays	1/ enamel
Grey metal flat No.	1
Rotisserie with spit	•
ELECTRICAL SPECIFICATIONS	
Max power absorbed (W)	1800W
Power (V-Hz)	230/50
Power cord	•
Plug	Schuko
SIZE	
Width mm	895
Height mm	594
Depth mm	551
Recess (LxHxP) mm	860x595x560

Catalogue reference			
			
			
			
	pages 74 - 75	page 76	pages 88 - 89
FINISH	FCSO 4511 TM ...	FQSO 4505 MT X	FCO 4512 TM ...
Type	Steam + fan assisted	Steam with grill	Multifunction
Finish	... X Touch proof stainless steel ... BK Obsidian black glass ... WH Arctic white glass ... ME Metal grey glass	Touch proof stainless steel	... X Touch proof stainless steel ... BK Obsidian black glass ... WH Arctic white glass ... ME Metal grey glass
Interiors:	Stainless steel	Stainless steel	Stainless steel
Pull-down door	•	•	•
MAIN FEATURES			
Energy efficiency class	A++	-	A+
Usable volume (litres)	34 L	34 L	34 L
Tangential cooling ventilation	•	•	•
Total no. of modes	12	3	14
PERFORMANCE			
Maximum cooking temperature	230°C	230°C	230°C
Automatic cooking	•	-	•
Steam 100°C/130°C	•/•	•/•	-
Steam injection 100°C	•	-	-
Steam + fan assisted	•	-	-
Defrosting (time/weight)	-	•	-
Assisted cleaning (CLEAN)	•	-	-
Power output grill (W)	1500	1500	1650
CONTROL			
Programming	Creactive full touch electronic	Touch Timer + Knobs	Creactive full touch electronic
Automatic cooking	•	-	•
Auto power off	•	•	•
	-	-	•
SAFETY			
Door with safety lock	-	x	•
Safety door / no. panes of glass	•/3	•/3	•/3
Control lock	•	•	•
ACCESSORIES			
No. of lights (20 W halogen)	1	1	1
Removable tank (litres)	1.4 L	1.4 L	-
No./type of Gastronorm trays	2/Stainless steel	1/Stainless steel	2/Stainless steel
Grey metal flat/no. of supports	1/1	1	1/2
No. Gastronorm containers (on request)	6	-	-
Rotating glass plate	-	-	•
ELECTRICAL SPECIFICATIONS			
Max power absorbed (W)	3200W	1700W	2350W
Power (V-Hz)	230/50	230/50	230/50
Power cord	•	•	•
Plug	Schuko	Schuko	Schuko
SIZE			
Width mm	594	594	594
Height mm	455	455	455
Depth mm	533	533	533
Recess (LxHxP) mm	560x458x560	560x458x560	560x458x560

Catalogue reference			
			
			
			
	pages 80 - 81	pages 82 - 83	page 84
MODEL	FCMO 4511 TM ...	FCMO 4507 TM ...	FQMO 4505 MT X
Type	Steam with grill	Microwave with grill	Microwave with grill
Finish	... X Touch proof stainless steel ... BK Obsidian black glass ... WH Arctic white glass	... X Touch proof stainless steel ... BK Obsidian black glass ... WH Arctic white glass ... ME Metal grey glass	Touch proof stainless steel
Interiors:	Stainless steel	Stainless steel	Stainless steel
Pull-down door	•	•	•
MAIN FEATURES			
Usable volume (litres)	34 L	34 L	34 L
Tangential cooling ventilation	•	•	•
Total no. of modes	10	5	5
PERFORMANCE			
Maximum cooking temperature	230°C	230°C	250°C
Automatic cooking	•	•	-
Defrosting (time/weight)	•	•	-
Conventional microwave/+ grill	•	•/•	-
Microwave + convection	•	-	-
Power output microwave (W)	1000	1000	1000
Power level microwave	6	6	6
Power output grill (W)	1500	1500	1500
CONTROL			
Programming	Creactive full touch electronic	Creactive full touch electronic	Touch Timer + Knobs
Automatic cooking	•	•	-
Auto power off	•	•	-
SAFETY			
Door with safety lock	•	•	•
Safety door / no. panes of glass	•/3	•/3	•/2
Control lock	•	•	-
ACCESSORIES			
No. of lights (20 W halogen)	1	1	1
Removable tank (litres)	-	-	1.4 L
No./type of Gastronorm trays	2/Stainless steel	1/Stainless steel	1/Stainless steel
Grey metal flat/no. of supports	1	1	-
Rotating glass plate	-	•	-
Circular grill rack	•	•	1
Pizza Stone in soapstone	•	-	-
ELECTRICAL SPECIFICATIONS			
Max power absorbed (W)	3200W	1700W	1700W
Power (V-Hz)	230/50	230/50	230/50
Power cord	•	•	•
Plug	Schuko	Schuko	Schuko
SIZE			
Width mm	594	594	594
Height mm	455	455	455
Depth mm	533	533	533
Recess (LxHxP) mm	560x458x560	560x458x560	560x458x560

Catalogue reference		
	page 90	page 90
FINISH	CWD 15 X	LWD 15 ...
Type	Warming drawer/dishes	Warming drawer/dishes
Front finish	Touch proof stainless steel	... BK Obsidian black glass ... WH Arctic white glass ... ME Metal grey glass
Internal shelf	Black glass	Black glass
Compatible with ovens	FCSO 4511 TM X FCMO 4511 TM X FMO 4507 TM X FO 4512 TM X	FCSO 4511 TM BK - WH - ME FCMO 4511 TM BK - WH - ME FMO 4507 TM BK - WH - ME FO 4512 TM BK - WH - ME
PERFORMANCE		
Maximum temperature	70°C	70°C
Cooking at low temperature (slow cooking)	•	•
Leavening	•	•
Heating dishes and food	•	•
CONTROL		
On/off button	•	•
Thermostat	Adjustable (30-70°)	Adjustable (30-70°)
Fan assisted	•	•
Operation indicator	•	•
SAFETY		
Safety front	•	•
ELECTRICAL SPECIFICATIONS		
Max power absorbed (W)	400W	400W
Power (V-Hz)	230/50	230/50
Power cord	•	•
Plug	•	•
SIZE		
Width mm	596	596
Height mm	153	153
Depth mm	538	538
Recess (LxHxP) mm	560x560	560x560

Catalogue reference	
	page 93
MODEL	FBC 4500 TC X
Type	Chill blaster multifunction
Finish	Touch proof stainless steel
Interiors:	Stainless steel
Pull-down door	•
MAIN FEATURES	
Usable volume (litres)	40 L
Cold modes	4
Hot modes	4
PERFORMANCE	
Chill blast up to 4°C	•
Freezing up to - 18°C	•
Time-controlled cooling	•
Bottle cooling	•
Slow cooking up to +75°C	•
Leavening	•
Re-heating	•
Ready food	•
CONTROL	
Programming	TFT Touch
Auto power off	•
SAFETY	
Control lock	•
ACCESSORIES	
Lighting	•
Flat metal racks/no. of supports	1/1
ELECTRICAL SPECIFICATIONS	
Max power absorbed (W)	300W
Power (V-Hz)	230/50
Power cord	•
Schuko Plug	•
SIZE	
Width mm	594
Height mm	455
Depth mm	548
Recess (LxHxP) mm	560x458x560


Catalogue reference	
	page 95
MODEL	FVCD 270
Type	Vacuum sealing machine
Finish	Fingerprint resistant stainless steel
MAIN FEATURES	
Usable volume (litres)	8 L
Chamber height	110 mm
Sealing bar	260 mm
Pre-set programmes	4
PERFORMANCE	
Maximum finished vacuum	0-20 millibar
Duration preservation cycle	55"
Duration cooking cycle	70"
Early sealing	•
Cycle interruption	•
Oil dehumidification cycle	•
Oil replacement indicator	•
CONTROL	
Programming	Touch
Auto power off	•
SAFETY	
Tempered glass with safety film	•
Control lock	•
ACCESSORIES	
Bags for packaging	•
ELECTRICAL SPECIFICATIONS	
Max power absorbed (W)	350W
Power (V-Hz)	230-50/60
Power cord	x
Schuko Plug	•
SIZE	
Width mm	581.5
Height mm	244
Depth mm	480
Recess (LxHxP) mm	594x266x520




Catalogue reference	pages 98 - 99
MODEL	FWC 4522 TC ...
Type	Wine cellar
Finish	... X Touch proof stainless steel ... BK Obsidian black glass ... WH Arctic white glass ... ME Metal grey glass
Bottle capacity up to no.	24 Ø 76 mm
Folding door	right or left (S)
PERFORMANCE	
Cooling system	Compressor
Temperature zones	1
Adjustable temperature	from + 05 to + 22°C
Anti-vibration system	•
Anti-condensation system	•
Anti-UV protection	•
Climate class	SN-T
CONTROL SYSTEM	
Programming	Electronic
Display	Touch controls on door
Automatic dual circuit hot/cold	•
Control Indicator light	•
ACCESSORIES	
Anti-UV insulating glass	•
Lighting type /no.	LED
Wood shelves type/no.	Oak/3
Telescopic rails No.	3
ELECTRICAL SPECIFICATIONS	
Power (V-Hz)	220/240 50
Power cord	•
Schuko Plug	•
SIZE	
Width mm	592
Height mm	455
Depth mm	560
Recess (LxHxP) mm	555x453x560




Catalogue reference	pages 102 - 103
MODEL	FCM 4509 TC ...
Type	Automatic
Finish	... X Touch proof stainless steel ... BK Obsidian black glass ... WH Arctic white glass
Interiors:	Stainless steel
MAIN FEATURES	
Total no. of modes	9
Automatic modes	Coffee, steam, hot water
Water tank capacity	2.5 L
Coffee container capacity	400 gr
PERFORMANCE	
Cups of coffee no.	1/2
Diluted cups of coffee no.	1/2
Hot water output	•
Automatic internal wash after ten cups	•
Manual adjustment grinding	•
Water tank indicator	•
Indicator to empty coffee grounds	•
Limescale filter indicator	•
CONTROL	
Programming	Full touch electronic
Lights (1.5W Led) no.	2
Drip tray	•
Removable residue tray	•
Coffee grinder	•
Steam dispenser	•
Hot water dispenser	•
ELECTRICAL SPECIFICATIONS	
Max power absorbed (W)	2000W
Power (V-Hz)	230/50
Pump pressure (bar)	12
Heating time coffee boiler (min.)	3
Power cord	•
Plug	Schuko
SIZE	
Width mm	594
Height mm	455
Depth mm	533
Recess (LxHxP) mm	560x450x560



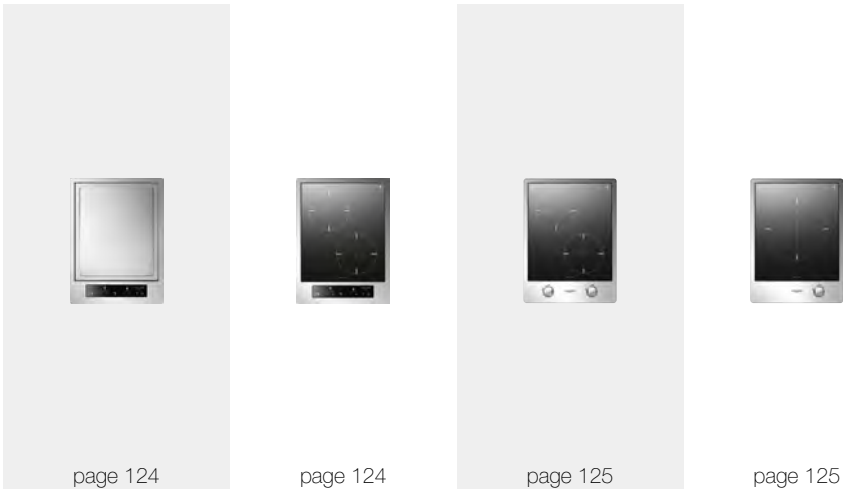
Catalogue reference	page 109	page 110	page 111
MODEL	FSH 9000 ID TF BK	FSH 905 ID TS ...	FSH 804 ID TS ...
Type	Induction hob full surface - Octagram	Induction hob 5 hotplates	Induction hob 4 hotplates
Finish	Glass ceramic CeraBlack	... BK Glass ceramic CeraBlack ... WH Glass ceramic CeraWhite ... MAT Glass ceramic Matt Grey	... BK Glass ceramic CeraBlack ... WH Glass ceramic CeraWhite ... MAT Glass ceramic Matt Grey
INDUCTION PERFORMANCE FEATURES: HOTPLATES AND POWER (W)			
Continuous hotplates (8) Ø max pan 260 mm	1400/2100 (x8)W	-	-
Ø 260	-	2600/3700W	-
Octagonal	-	2100/3700 (x2)W	2300/3700 (x2)W
Ø 210	-	-	2300/3700W
Ø 180	-	1850/3000W	1850/3000W
Ø 145	-	1400/2200W	-
Assisted cooking 42°C melting, 70°C slow cooking, 94°C simmer	•	•	•
Max power absorbed (W)	11100W max	11100W max	7400W max
OTHER CHARACTERISTICS			
SLIDER touch commands with audible warning	•	•	•
Electronic device for start-of-cooking	•	•	•
Timer for all hotplates with automatic power off	•	•	•
Residual heat indicator	•	•	•
Block functions sensor and switch on	•	•	•
Number cooking levels	9+P	9+P	9+P
Digital display of selected power	•	•	•
ACCESSORIES			
Scraper for cleaning Glass ceramic surface	•	•	•
Power cord	•	•	•
SIZE			
Width mm	915	900	800
Height mm	55	55	55
Depth mm	523	510	515
Recess (PxL) mm	900x500	490x880	490x750



Catalogue reference	page 113	page 114	page 115
MODEL	CH 1004 ID TS ...	CHM 904 ID TS ...	CH 804 ID TS ...
Type	Induction hob 4 hotplates	Shaped induction hob 4 hotplates	Induction hob 4 hotplates
Finish	... BK Glass ceramic CeraBlack ... WH Glass ceramic CeraWhite	... BK Glass ceramic CeraBlack	... BK Glass ceramic CeraBlack ... WH Glass ceramic CeraWhite
INDUCTION PERFORMANCE FEATURES: HOTPLATES AND POWER (W)			
Ø 200	2300/3000W	2300/3000W	2300/3000W
Ø 180	1400/2000W	1400/2000W	1400/2000W
Ø 160	1200/1400 (x2)W	1200/1400 (x2)W	1200/1400 (x2)W
LPC System = limited power within 3.0 kW	•	•	•
Max power absorbed (W)	3000W max	3000W max	3000W max
OTHER FEATURES			
SLIDER touch commands with audible warning	•	•	•
Electronic device for start-of-cooking	•	•	•
Timer for all hotplates with automatic power off	•	•	•
Residual heat indicator	•	•	•
Block functions sensor and switch on	•	•	•
Number cooking levels	9	9	9
Digital display of selected power	•	•	•
ACCESSORIES			
Scraper for cleaning glass ceramic hob	•	•	•
INDUKIT 4: kit of 4 induction discs for cooking with pans of different materials	•	•	•
Power cord	•	•	•
SIZE			
Width mm	1000	900	800
Height mm	55	55	55
Depth mm	360	510	510
Recess (PxL) mm	340x980	494x894	490x750




Catalogue reference	page 116	page 117	page 119
MODEL	CH 604 ID TS ...	CH 302 ID TC ...	FCH 905 ID TS G DWK ...
Type	Induction hob 4 hotplates	Induction hob 2 hotplates	Hybrid hob induction + 1 dual gas burner
Finish	... BK Glass ceramic CeraBlack ... WH Glass ceramic CeraWhite	... BK Glass ceramic CeraBlack ... WH Glass ceramic CeraWhite	... BK Glass ceramic CeraBlack ... WH Glass ceramic CeraWhite
INDUCTION PERFORMANCE FEATURES: HOTPLATE AND POWER (W)			
Ø 200	2300/3000W	-	2300W
Ø 180	1400/2000W	1400/2000W	1400W
Ø 160	1200/1400 (x2)W	1200/1400W	1400 (x2)W
LPC System = limited power within 3.0 kW	•	-	•
Max power absorbed (W)	3000W max	2800W max	3000W
GAS PERFORMANCE FEATURES: BURNERS AND POWER (W)			
DUAL front right in brass	-	-	4000W
Trivet	-	-	in cast iron
OTHER FEATURES			
Controls	-	-	Front touch sensors + metal knob
Electronic ignition incorporated	-	-	•
Safety valve (Gas Protekt)	-	-	•
SLIDER touch commands with audible warning	•	•	•
Electronic device for start-of-cooking	•	•	•
Timer for all hotplates with automatic power off	•	•	•
Residual heat indicator	•	•	•
Audible warning	-	-	•
Block functions sensor and switch on	•	•	•
Number cooking levels	9	9	9
Digital display of selected power	•	•	•
ACCESSORIES			
Cast iron adaptor for woks	-	-	•
Cast iron grid reducer for small pans	-	-	•
Scraper for cleaning glass ceramic hob	•	•	•
INDUKIT 4: kit of 4 induction discs for cooking with non-induction pans	•	-	•
Power cord	•	•	•
SIZE			
Width mm	580	288	900
Height mm	55	55	55
Depth mm	510	510	510
Recess (PxL) mm	490x560	490x268	490x880



Catalogue reference	page 124	page 124	page 125	page 125
MODEL	CPH 402 ID TY TC X	CPH 402 ID TC X	CPH 402 ID X	CPH 401 IDX
Type	Induction hob 2 hotplates	Induction hob 2 hotplates	Induction hob 2 hotplates	Induction hob 1 hotplate
Finish	Stainless steel	Glass ceramic CeraBlack and stainless steel frame	Glass ceramic CeraBlack and stainless steel frame	Glass ceramic CeraBlack and stainless steel frame
INDUCTION PERFORMANCE FEA- TURES: HOTPLATES AND POWER (W)				
Ø 260 mm	-	-	-	2300/3000W
Ø 180	1400W	1400W	2000W	-
Ø 160	1400W	1400W	1400W	-
Max power absorbed (W)	2800W max	2800W max	3400W max	2800W max
OTHER FEATURES				
Central sensor controls with audible warning	•	•	-	-
Metal control knobs on front	-	•	2	1
Electronic device for start-of-cooking	•	•	-	-
Timer for each hotplate with automatic power off	•	•	•	•
Residual heat indicator	•	•	•	•
Block functions sensor and switch on	•	•	-	-
Number cooking levels	9	9	9	9
Cooking timer up to 99 min.	-	•	-	-
Digital display of selected power	•	•	•	•
ACCESSORIES				
Scraper for cleaning glass ceramic hob	-	•	•	•
Power cord	•	•	•	•
Schuko Plug	•	•	-	-
SIZE				
Width mm	380	380	380	2800 max
Height mm	70	63	60	60
Depth mm	510	510	510	510
Recess (PxL) mm	490x360	490x360	490x360	490x360



Catalogue reference	page 126	page 126
MODEL	CPH 401 BQ TC X	CPH 401 FR TC X
Type	Electric GRILL	Electric FRYER
Finish	Stainless steel	Stainless steel
INDUCTION PERFORMANCE FEA- TURES: HOTPLATES AND POWER (W)		
Heating element	1	1
Max power absorbed (W)	2400W	2300W
OTHER FEATURES		
Central sensor controls with audible warning	•	•
Residual heat indicator	•	•
Block functions sensor and switch on	•	•
No. cooking levels	12	-
Cooking timer up to 99 min.	•	-
Probe for maintaining constant oil temperature	-	•
Digital display of selected power	•	•
ACCESSORIES		
Removable, stainless steel container	•	•
Steel frying basket with fold-down handle	-	•
Power cord	•	•
Schuko Plug	•	•
SIZE		
Width mm	380	380
Height mm	77	181
Depth mm	510	510
Recess (PxL) mm	490x360	490x360



Catalogue reference

page 128

page 128

page 129

page 129

MODEL	CPH 401 GDWK TC X	CPH 402 G TC X	CPH 401 GDWK X	CPH 402 G X
Type	Gas hob 1 large burner	Gas hob 2 burners	Gas hob 1 large burner	Gas hob 2 burners
Finish	Stainless steel	Stainless steel	Stainless steel	Stainless steel
Trivets	in cast iron	in cast iron	in cast iron	in cast iron
GAS PERFORMANCE FEATURES: BURNERS AND POWER (W)				
Front		Auxiliary / 1000W		Auxiliary / 1000W
Central	Dual / 4000W		Dual / 4000W	
Rear		Rapid / 3000W		Rapid / 3000W
OTHER CHARACTERISTICS				
Controls	Front, touch	Front, touch	Front metal knobs	Front metal knobs
Electronic ignition incorporated	•	•	•	•
Safety valve (Gas Protekt)	•	•	•	•
Electronic re-ignition	•	•	-	-
Electronic device for end-of-cooking	•	•	-	-
Automatic power off timer	•	•	-	-
Residual heat indicator	•	•	-	-
Block functions sensor and switch on	•	•	-	-
Digital display of selected power	•	•	-	-
ACCESSORIES				
Cast iron adaptor for woks	•	-	•	-
Power cord	•	•	•	•
Plug	Schuko	Schuko	Schuko	Schuko
SIZE				
Width mm	380	380	380	380
Height mm	73	73	73	73
Depth mm	510	510	510	510
Recess (PxL) mm	490x360	490x360	490x360	490x360



Catalogue reference

page 134

page 135

page 136

page 137

MODEL	CPH 1124 GWK TC X	CPH 905 GWK TC X	CPH 765 GWK TC X	CPH 604 G TC X
Type	Gas hob 4 burners of which 1 large burner	Gas hob 5 burners of which 1 large burner	Gas hob 5 burners of which 1 large burner	Gas hob 4 burners
Finish	Stainless steel black touch key	Stainless steel black touch key	Stainless steel black touch key	Stainless steel black touch key
Grill racks	in cast iron	in cast iron	in cast iron	in cast iron
GAS PERFORMANCE FEATURES BURNERS AND POWER (W)				
Front right	Rapid / 3000W	Semi-rapid / 1750W	Semi-rapid / 1750W	Semi-rapid / 1750W
Rear right		Semi-rapid / 1750W	Semi-rapid / 1750W	Semi-rapid / 1750W
Front centre right	Auxiliary / 1000W			
Central		Triple crown / 4000W	Triple crown / 4000W	
Front centre left	Semi-rapid / 1750W			
Front left	Triple crown / 4000W	Auxiliary / 1000W	Auxiliary / 1000W	Auxiliary / 1000W
Rear left		Rapid / 3000W	Rapid / 3000W	Rapid / 3000W
OTHER CHARACTERISTICS				
Controls	Front, touch	Front, touch	Front, touch	Front, touch
Electronic ignition incorporated	•	•	•	•
Safety valve (Gas Protekt)	•	•	•	•
Electronic re-ignition	•	•	•	•
Electronic device for end-of-cooking	•	•	•	•
Automatic power off timer	•	•	•	•
Residual heat indicator	•	•	•	•
Block functions sensor and switch on	•	•	•	•
Digital display of selected power	•	•	•	•
Slow cooking programme	•	•	•	•
ACCESSORIES				
Cast iron adaptor for woks	•	•	•	-
Power cord	•	•	•	•
Plug	Schuko	Schuko	Schuko	Schuko
SIZE				
Width mm	1120	860	770	590
Height mm	75	75	75	75
Depth mm	384	510	510	510
Recess (PxL) mm	365x1100	490x840	490x750	490x560



Catalogue reference



page 138

page 139

page 140

page 141

MODEL	CPH 1124 GWK X	CPH 905 GWK X	CPH 765 GWK X	CPH 604 G X
Type	Gas hob 4 burners of which 1 large burner	Gas hob 5 burners of which 1 large burner	Gas hob 5 burners of which 1 large burner	Gas hob 4 burners
Finish	Stainless steel	Stainless steel	Stainless steel	Stainless steel
Trivets	in cast iron	in cast iron	in cast iron	in cast iron
GAS PERFORMANCE FEATURES: BURNERS AND POWER (W)				
Front right	Rapid / 3000W	Semi-rapid / 1750W	Semi-rapid / 1750W	Semi-rapid / 1750W
Rear right		Semi-rapid / 1750W	Semi-rapid / 1750W	Semi-rapid / 1750W
Front centre right	Auxiliary / 1000W			
Central		Triple crown / 4000W	Triple crown / 4000W	
Front centre left	Semi-rapid / 1750W			
Front left	Triple crown / 4000W	Auxiliary / 1000W	Auxiliary / 1000W	Auxiliary / 1000W
Rear left		Rapid / 3000W	Rapid / 3000W	Rapid / 3000W
OTHER FEATURES				
Controls	Front metal knobs	Front metal knobs	Front metal knobs	Front metal knobs
Electronic ignition incorporated	•	•	•	•
Safety valve (Gas Protekt)	•	•	•	•
ACCESSORIES				
Cast iron adaptor for woks	•	•	•	-
Power cord	•	•	•	•
Plug	Schuko	Schuko	Schuko	Schuko
SIZE				
Width mm	1120	860	770	590
Height mm	75	75	75	75
Depth mm	384	510	510	510
Recess (PxL) mm	365x1100	490x840	490x750	490x560















Catalogue reference







page 146

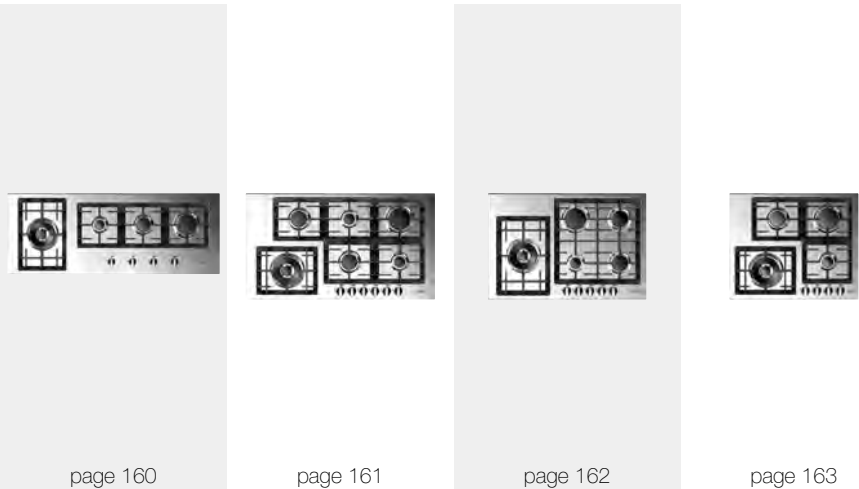
page 148

page 150

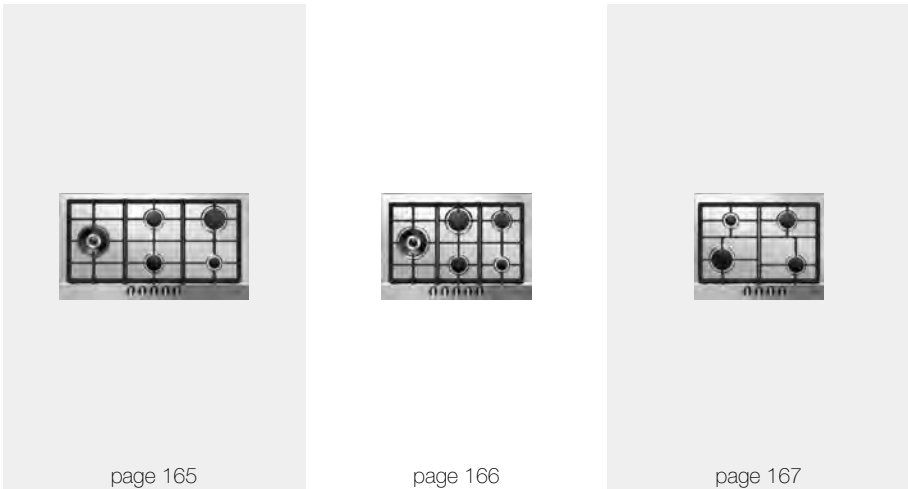
MODEL	FSH 1124 G 2DWK XX	FSH 905 G DWK XX	FSH 775 G DWK XX
Type	Gas hob 4 burners of which 2 large dual control	Gas hob 5 burners of which 1 large dual control	Gas hob 5 burners of which 1 large dual control
Finish	Stainless steel	Stainless steel	Stainless steel
Trivets	in cast iron	in cast iron	in cast iron
GAS PERFORMANCE FEATURES: BURNERS AND POWER (W)			
Front right	Dual / 4000W	Dual / 4000W	Auxiliary / 1000W
Front centre		Auxiliary / 1000W	
Central			Dual / 4000W
Front left	Dual / 4000W	Rapid / 3000W	Semi-rapid / 1750W
Rear right	Semi-rapid / 1750W		Semi-rapid / 1750W
Rear centre		Semi-rapid / 1750W	
Rear left	Semi-rapid / 1750W	Semi-rapid / 1750W	Semi-rapid / 3000W
OTHER FEATURES			
Controls	Front metal knobs	Front metal knobs	Front metal knobs
Brass burner	•	•	•
Electronic ignition incorporated	•	•	•
Safety valve (Gas Protekt)	•	•	•
ACCESSORIES			
Cast iron adaptor for woks	•	•	•
Cast iron reducer for small pans	•	•	•
Power cord	•	•	•
Plug	Schuko	Schuko	Schuko
SIZE			
Width mm	1120	909	770
Height mm	55	55	55
Depth mm	425	510	510
Recess (PxL) mm	405x1100	490x840	490x750

Catalogue reference				
	  	  	  	  
	page 147	page 149	page 151	page 152
MODEL	FCH 1124 G 2DWK ...	FCH 905 G DWK ...	FCH 775 G WK ...	FCH 604 G ...
Type	Gas hob 4 burners of which 2 large dual control	Gas hob 5 burners of which 1 large dual control	Gas hob 5 burners of which 1 triple crown	Gas hob 4 burners
Finish	... BK Obsidian black glass ... WH Arctic white glass ... ME Metal grey glass	... BK Obsidian black glass ... WH Arctic white glass ... ME Metal grey glass	... BK Obsidian black glass ... WH Arctic white glass ... ME Metal grey glass	... BK Obsidian black glass ... WH Arctic white glass ... ME Metal grey glass
Trivets	in cast iron	in cast iron	in cast iron	in cast iron
GAS PERFORMANCE FEATURES: BURNERS AND POWER (W)				
Front right	Dual / 4000W	Dual / 4000W	Auxiliary / 1000W	Auxiliary / 1000W
Front centre	-	Auxiliary / 1000W	-	-
Central	Dual / 4000W	Rapid / 3000W	Triple crown / 4000W	-
Front left	Semi-rapid / 1750W	Semi-rapid / 1750W	Semi-rapid / 1750W	Rapid / 3000W
Rear right	Semi-rapid / 1750W	-	Semi-rapid / 1750W	Semi-rapid / 1750W
Rear centre	-	Semi-rapid / 1750W	-	-
Rear left	Semi-rapid / 1750W	Semi-rapid / 1750W	Rapid/3000W	Semi-rapid / 1750W
OTHER FEATURES				
Controls	Front steel knobs	Front steel knobs	Front steel knobs	Front steel knobs
Brass burners	•	•	•	•
Electronic ignition incorporated	•	•	•	•
Safety valve (Gas Protekt)	•	•	•	•
ACCESSORIES				
Cast iron adaptor for woks	•	•	•	•
Cast iron reducer for small pans	•	•	•	•
Power cord	•	•	•	•
Plug	Schuko	Schuko	Schuko	Schuko
SIZE				
Width mm	1120	909	770	620
Height mm	55	55	55	55
Depth mm	425	510	510	510
Recess (PxL) mm	405x1100	490x840	490x750	480x560





Catalogue reference			
	 	 	 
	page 155	page 156	page 157
MODEL	QLH 906 G WK ...	QLH 705 G WK ...	QLH 604 G WK ...
Type	Gas hob 6 burners of which 1 large	Gas hob 5 burners of which 1 large	Gas hob 4 burners of which 1 large
Finish	... BK Black obsidian glass and front/rear metal profiles ... WH Arctic white glass and front/rear metal profiles	... BK Black obsidian glass and front/rear metal profiles ... WH Arctic white glass and front/rear metal profiles	... BK Black obsidian glass and front/rear metal profiles ... WH Arctic white glass and front/rear metal profiles
Trivets	in cast iron	in cast iron	in cast iron
GAS PERFORMANCE FEATURES: BURNERS AND POWER (W)			
Front right	Auxiliary / 1000W	Auxiliary / 1000W	Auxiliary / 1000W
Rear right	Rapid / 3000W	Rapid / 3000W	Rapid / 3000W
Front centre	Semi-rapid / 1750W		
Rear centre	Semi-rapid / 1750W		
Central		Triple crown / 4000W	
Front left	Triple crown / 4000W	Semi-rapid / 1750W	Triple crown / 4000W
Rear left	Rapid / 3000W	Semi-rapid / 1750W	Semi-rapid / 1750W
OTHER FEATURES			
Controls	Front steel knobs	Front steel knobs	Front steel knobs
Electronic ignition incorporated	•	•	•
Safety valve (Gas Protekt)	•	•	•
ACCESSORIES			
Cast iron adaptor for woks	•	•	•
Cast iron reducer for small pans	•	•	•
Power cord	•	•	•
Plug	Schuko	Schuko	Schuko
SIZE			
Width mm	869	680	580
Height mm	51	51	51
Depth mm	510	510	510
Recess (PxL) mm	480x840	480x560	480x560








Catalogue reference	page 160	page 161	page 162	page 163
MODEL	QH 1124 G WK X	QH 906 G WK X	QH 765 G WK X	QH 604 G WK X
Type	Gas hob 4 burners of which 1 burner	Gas hob 6 burners of which 1 large burner	Gas hob 5 burners of which 1 large burner	Gas hob 4 burners of which 1 large burner
Finish	Stainless steel	Stainless steel	Stainless steel	Stainless steel
Grill racks	in cast iron	in cast iron	in cast iron	in cast iron
GAS PERFORMANCE FEATURES BURNERS AND POWER (W)				
Front right	Rapid / 3000W	Auxiliary / 1000W	Semi-rapid / 1750W	Auxiliary / 1000W
Front centre	-	Semi-rapid / 1750W	Auxiliary / 1000W	-
Front left	Triple crown / 4000W	Triple crown / 4000W	Triple crown / 4000W	Triple crown / 4000W
Rear right	Semi-rapid / 1750W	Rapid / 3000W	Semi-rapid / 1750W	Rapid / 3000W
Rear centre	-	Auxiliary / 1000W	-	-
Rear left	Semi-rapid / 1750W	Semi-rapid / 1750W	Rapid / 3000W	Semi-rapid / 1750W
OTHER FEATURES				
Controls	Front metal knobs	Front metal knobs	Front metal knobs	Front metal knobs
Electronic ignition incorporated	•	•	•	•
Safety valve (Gas Protekt)	•	•	•	•
ACCESSORIES				
Cast iron adaptor for woks	•	•	•	•
Cast iron reducer for small pans	•	•	•	•
Power cord	•	•	•	•
Plug	Schuko	Schuko	Schuko	Schuko
SIZE				
Width mm	1120	909	760	620
Height mm	425	510	510	510
Depth mm	50	50	50	55
Recess (PxL) mm	405x1100	480x840	480x560	480x560




Catalogue reference	page 165	page 166	page 167
MODEL	PH 905 G WK X	PH 705 G WK X	PH 604 G X
Type	Gas hob 5 burners of which 1 large burner	Gas hob 5 burners of which 1 large burner	Gas hob 4 burners
Finish	Stainless steel	Stainless steel	Stainless steel
Trivets	in cast iron	in cast iron	in cast iron
GAS PERFORMANCE FEATURES: BURNERS AND POWER (W)			
Front right	Auxiliary / 1000W	Auxiliary / 1000W	Semi-rapid / 1750W
Front centre	Semi-rapid / 1750W	Semi-rapid / 1750W	-
Front left	Triple crown / 4000W	Triple crown / 4000W	Rapid / 3000W
Rear right	Rapid / 3000W	Semi-rapid / 1750W	Semi-rapid / 1750W
Rear left	Semi-rapid / 1750W	Rapid / 3000W	Auxiliary / 1000W
OTHER FEATURES			
Controls	Front metal knobs	Front metal knobs	Front metal knobs
Electronic ignition incorporated	•	•	•
Safety valve (Gas Protekt)	•	•	•
ACCESSORIES			
Cast iron reducer for small pans	•	•	•
Power cord	•	•	•
SIZE			
Width mm	909	720	620
Height mm	510	510	510
Depth mm	50	50	50
Recess (PxL) mm	480x840	480x560	480x560

				
Catalogue reference	page 172	page 173	page 176	page 178
MODEL	FPH 10014 TC BK	FPH 5114 TC BK	CHDD 12010 RC X	CHDD 9010 RC ...
Type	Extraction/recirculation	Extraction/recirculation	Extraction/recirculation	Extraction/recirculation
Finish	Obsidian black glass	Obsidian black glass	Stainless steel	Stainless steel
Installation	Worktop mount	Worktop mount	Worktop mount	Worktop mount
Width mm	1000	510	1075	775
MAIN FEATURES				
Energy Class	B	B	A	A
Number of speeds	4	4	4	4
Sleep timer	●/10 minutes	●/10 minutes	-	-
Indicator/reset anti-grease filters	Yes	Yes	-	-
Indicator/reset active charcoal filters	No	No	No	No
Lights: no. and type	-	-	LED strip	LED strip
Type of anti-grease filter	Stainless steel	Stainless steel	No. 2 aluminium inside (+perimeter extraction in steel)	No. 2 aluminium inside (+perimeter extraction in steel)
Anti-grease filters, dishwasher safe	Yes	Yes	No, with lukewarm water and a neutral detergent	No, with lukewarm water and a neutral detergent
Ø air outlet	Rectangle 220X90 (230x80)	Rectangle 220X90 (230x80)	Ø 150mm/rectangle 220x90 (230x80)	Ø 150mm/rectangle 220x90 (230x80)
Non-return valve	-	-	Yes	Yes
CONTROLS				
Digital display	Front	Front	-	-
Type of control	Touch	Touch	Remote control	Remote control
PERFORMANCE / ELECTRICAL DATA				
Suction power (max)	280-490 m³/h	280-490 m³/h	230-500 (730 intensive) m³/h	230-500 (730 intensive) m³/h
Noise level (dBA)	59-73	61-72	42-59 (66 intensive)	42-59 (66 intensive)
Annual consumption (kWh)	71.7	73.2	55	53
Motor power (W)	190W	190W	285W	285W
Power (V-Hz)	220-240/50 - 220/60	220-240/50 - 220/60	220-240/50 - 220/60	220-240/50 - 220/60
Power cord (m)	2.5	2.5	2.5	2.5
ACCESSORIES				
Remote control with IR port	-	-	●	●
Active charcoal filters	KIT CF 012	KIT CF 012	KIT CF 005	KIT CF 005
SIZE				
Width mm	1000	510	1075	775
Height mm	-	-	Min 738/max 1038	Min 738/max 1038
Depth mm	140	140	94	94

				
Catalogue reference	page 177	page 179	page 182	page 183
MODEL	LHDD 12010 RC ...	LHDD 9010 RC ...	SHC 12011 RC X	SHC 9011 RC X
Type	Extraction/recirculation	Extraction/recirculation	Extraction/recirculation	Extraction/recirculation
Finish	... BK Obsidian black glass ... WH Arctic white glass	... BK Obsidian black glass ... WH Arctic white glass	Stainless steel	Stainless steel
Installation	Worktop mount	Worktop mount	Worktop mount	Ceiling mounted
Width mm	1075	775	1180	880
MAIN FEATURES				
Energy Class	A	A	A	A
Number of speeds	4	4	4	4
Sleep timer	-	-	●/10 minutes	●/10 minutes
Indicator/reset anti-grease filters	-	-	Yes	Yes
Indicator/reset active charcoal filters	No	No	No	No
Lights: no. and type	LED strip	LED strip	LED (4x1,2W)	LED (3x1,2W)
Type of anti-grease filter	No. 2 aluminium inside (+perimeter extraction in steel)	No. 2 aluminium inside (+perimeter extraction in steel)	No. 3 aluminium inside (+perimeter extraction in steel)	No. 2 aluminium inside (+perimeter extraction in steel)
Anti-grease filters, dishwasher safe	No, with lukewarm water and a neutral detergent	No, with lukewarm water and a neutral detergent	No, with lukewarm water and a neutral detergent	No, with lukewarm water and a neutral detergent
Ø air outlet	Ø 150mm/rectangle 220x90 (230x80)	Ø 150mm/rectangle 220x90 (230x80)	Ø 150mm/200mm	Ø 150mm/200mm
Non-return valve	Yes	Yes	Yes	Yes
CONTROLS				
Type of control	Remote control	Remote control	Remote control	Remote control
PERFORMANCE / ELECTRICAL DATA				
Suction power (max)	230-500 (730 intensive) m³/h	230-500 (730 intensive) m³/h	335-584 (779 intensive) m³/h	335-584 (779 intensive) m³/h
Noise level (dBA)	42-59 (66 intensive)	42-59 (66 intensive)	47-61 (67 intensive)	47-61 (67 intensive)
Annual consumption (kWh)	55	53	58	57
Motor power (W)	285W	285W	280W	280W
Power (V-Hz)	220-240/50 - 220/60	220-240/50 - 220/60	220-240/50 - 220/60	220-240/50 - 220/60
Power cord (m)	2.5	2.5	2	2
ACCESSORIES				
Remote control with IR port	●	●		●
Active charcoal filters	KIT CF 005	KIT CF 005	KIT CF 002	KIT CF 001
SIZE				
Width mm	1075	775	1180	880
Height mm	Min 738/max 1038	Min 738/max 1038	270	270
Depth mm	94	94	580	580



Catalogue reference	page 185	page 187	page 188	page 189
MODEL	CHB 9012 X	FLH 800 TC ...	FCHI 900 X	FCH 600 X
Type	Extraction/recirculation	Extraction/recirculation	Extraction/recirculation	Extraction/recirculation
Finish	Stainless steel	... BK Obsidian black glass ... WH Arctic white glass	Stainless steel	Stainless steel
Installation	Cabinet mount	Wall mount	Island	Wall mount
Width (mm)	734	800	90	60
MAIN FEATURES				
Energy Class	B	A	A	A
Number of speeds	4	4	4	4
Auto power off	●/10 minutes	●/10 minutes	●/10 minutes	●/10 minutes
Indicator/reset anti-grease filters	No	Yes	No	No
Indicator/reset active charcoal filters	No	No	No	No
Lights: no. and type	LED (2x1,2W)	LED (2X1,2W)	LED (4X1,2W)	LED (2X1,2W)
Type of anti-grease filter	No. 1 aluminium inside (+perimeter extraction in steel)	Aluminium	Aluminium	Aluminium
Anti-grease filters, dishwasher safe	No, with lukewarm water and a neutral detergent	No, with lukewarm water and a neutral detergent	No, with lukewarm water and a neutral detergent	No, with lukewarm water and a neutral detergent
Ø air outlet	Ø 150 mm	Ø 150 mm	Ø 150mm	Ø 150mm
Non-return valve	Yes	Yes	Yes	Yes
CONTROLS				
Type of control	Soft touch	Touch	Soft touch	Soft touch
PERFORMANCE / ELECTRICAL DATA				
Suction power (max)	220-450 (592 intensive) m³/h	345-600 (770 intensive) m³/h	340-575 (815 intensive) m³/h	340-575 (810 intensive) m³/h
Noise level (dBA)	47-60 (67 intensive)	48-61 (68 intensive)	53-63 (70 intensive)	53-63 (70 intensive)
Annual consumption (kWh)	58	54.3	62	59.8
Motor power (W)	235W	280W	280W	280W
Power (V-Hz)	220-240/50 - 220/60	220-240/50 - 220/60	220-240/50 - 220/60	220-240/50 - 220/60
Power cord (m)	2.2	2	1.5	1.5
ACCESSORIES				
Remote control with IR port	-	-	-	-
Active charcoal filters	KIT CF 003	KIT CF 011	KIT CF 009	KIT CF 009
SIZE				
Width mm	734	800	900	600
Height mm	313	Min. 1000/max.1300	950-1120	910/1130
Depth mm	272	425	450	420







Catalogue reference	page 190	page 190	page 191	page 191
MODEL	FQHI 900 X	FQHI 1200 X	FQH 900 X	FQH 1200 X
Type	Extraction/recirculation	Extraction/recirculation	Extraction/recirculation	Extraction/recirculation
Finish	Stainless steel	Stainless steel	Stainless steel	Stainless steel
Installation	Island	Island	Wall	Wall
Width mm	90	120	90	120
MAIN FEATURES				
Energy Class	A	A	A	A
Number of speeds	4	4	4	4
Sleep timer	●/10 minutes	●/10 minutes	●/10 minutes	●/10 minutes
Yes	No	No	No	No
Indicator/reset active charcoal filters	No	No	No	No
Lights: no. and type	LED (2X1,2W)	LED (4X1,2W)	LED (2X1,2W)	LED (4X1,2W)
Type of anti-grease filter	Steel	Steel	Steel	Steel
Anti-grease filters, dishwasher safe	No, with lukewarm water and a neutral detergent	No, with lukewarm water and a neutral detergent	No, with lukewarm water and a neutral detergent	No, with lukewarm water and a neutral detergent
Ø air outlet	Ø 150mm	Ø 150mm	Ø 150mm	Ø 150mm
Non-return valve	Yes	Yes	Yes	Yes
CONTROLS				
Type of control	Soft touch	Soft touch	Soft touch	Soft touch
PERFORMANCE / ELECTRICAL DATA				
Suction power (max)	322-552 (787 intensive) m³/h	343-600 (823 intensive) m³/h	322-552 (787 intensive) m³/h	338-554 (825 intensive) m³/h
Noise level (dBA)	54-67 (73 intensive)	57-64 (72 intensive)	54-67 (73 intensive)	51-62 (69 intensive)
Annual consumption (kWh)	60	61	58	62
Motor power (W)	280W	280W	280W	280W
Power (V-Hz)	220-240/50 - 220/60	220-240/50 - 220/60	220-240/50 - 220/60	220-240/50 - 220/60
Power cord (m)	1.5	1.5	1.5	1.5
ACCESSORIES				
Remote control with IR port	-	-	-	-
Active charcoal filters	KIT CF 009	KIT CF 009	KIT CF 009	KIT CF 009
SIZE				
Width mm	900	1200	900	1200
Height mm	925-1205	925-1205	710-1050	710-1050
Depth mm	700	700	480	480







Catalogue reference	page 210	page 211	page 212
MODEL	FDW 9093	FDW 8293-FDW 8293 PTO	FDW 8292
Fully concealed	•	•	•
ENERGY CONSUMPTION			
Energy efficiency class on a scale from A (low consumption) to G (high)	A (+++)	A (+++)	A (++)
Energy efficiency class for washing on a scale from A (low consumption) to G (high)	A	A	A
Energy efficiency class for drying on a scale from A (low consumption) to G (high)	A	A	A
Water consumption (litres/cycle)	9 L	9 L	12 L
Estimated annual energy consumption kWh	230	230	258
Estimated annual water consumption kWh	2520 L	2520 L	3360 L
Sound level dB(A) re 1pV	44	46	46
MAIN FEATURES			
Max no. of place settings/IEC	13	13	13
Electronic control	•	•	•
Delayed start ½ hour to 24 hours	0-24	0-24	0-24
3 digit display	Red LEDs	Red LEDs/ White LEDs	Red LEDs
Internal light	•	-	-
End-of-cycle detection acoustic signal/floor light	•/•	•/-	•/-
Pre-configured for multi-tablet detergent	•	•	•
Drying with Auto door Opening	•	•	-
Cold/hot water supply (max 60°C)	•/•	•/•	•/•
FUNCTIONS AND PERFORMANCE			
Washing temperatures (°C)	38/45/55/65/70 °C	38/45/55/65/70 °C	38/45/55/65/70 °C
Washing programmes	9	9	9
Rapid 27'	•	•	•
Auto 45-65 °C	•	•	•
Half load (on all programmes)	Distributed with option	Distributed with option	Distributed with option
Intensive wash for pans (SUPER)	•	•	•
Drying system	With residual heat	With residual heat	With residual heat
SAFETY SYSTEM			
Comprehensive water safety	•	•	•
Refill salt indicator	•	•	•
Refill rinse aid indicator	•	•	•
Water softener adjustable from 0 to 90 ° dF	Yes, electronic register	Yes, electronic register	Yes, electronic register
STRUCTURAL FEATURES			
Inner walls / inner door in stainless steel	•/•	•/•	•/•
Concealed heating element	•	•	•
Upper rack adjustable in height	Three-level button	Three-level button	Three-level button
Lower rack with fold-back inserts	•	•	•
Third upper rack	•	•	-
Maximum Ø dishes in upper rack mm	245	235	235
Maximum Ø dishes in lower rack mm	350	300	300
ELECTRICAL SPECIFICATIONS			
Power (V-Hz)	220-230/50	220-230/50	220-230/50
Power cord cm	150	150	150
Schuko Plug	•	•	•
WEIGHT, DIMENSIONS, INSTALLATION			
Net weight kg	43.5	39.5	41.5
Gross weight kg	45.5	41.5	43.5
Height mm	858-908	818-888	818-868
Width mm	598	598	598
Depth mm	550	555	550
Door adjustment	Variable fulcrum	Sliding	Sliding
Recess (LxHxP) mm	600x860x575	600x820x580	600x820x575
Adjustable plinth depth/height mm	100-200	from 25	from 50
Front adjustment rear legs	•	•	•



Catalogue reference	page 213	page 214
MODEL	FDW 82102	FDW 8291
Fully concealed	•	•
ENERGY CONSUMPTION		
Energy efficiency class on a scale from A (low consumption) to G (high)	A (+++)	A (+)
Energy efficiency class for washing on a scale from A (low consumption) to G (high)	A	A
Energy efficiency class for drying on a scale from A (low consumption) to G (high)	A	A
Water consumption (litres/cycle)	12 L	9.5 L
Estimated annual energy consumption kWh	258	292
Estimated annual water consumption kWh	3360 L	2660 L
Noise level dB(A) re 1pW	44	46
MAIN FEATURES		
Max no. of place settings/IEC	13	13
Electronic control	•	•
Delayed start (hours)	0-24	0-24
3 digit display	Red LEDs	Red LEDs
Internal light	-	-
End-of-cycle detection audible signal/floor light	•/•	•/•
Pre-configured for multi-tablet detergent	•	•
Drying with Auto door Opening	•	-
Cold/hot water supply (max 60°C)	•/•	•/•
FUNCTIONS AND PERFORMANCE		
Washing temperatures (°C)	38/45/55/65/70 °C	38/45/55/65/70 °C
Washing programmes	10	10
Rapid 27'	•	•
Auto 45-65 °C	•	•
Half load (on all programmes)	Distributed with option	Distributed with option
Intensive wash for pans (SUPER)	•	•
Drying system	With residual heat	With residual heat
SAFETY SYSTEM		
Comprehensive water safety	•	•
Refill salt indicator	•	•
Refill rinse aid indicator	•	•
Water softener adjustable from 0 to 90 ° dF	Yes, electronic register	Yes, electronic register
STRUCTURAL FEATURES		
Inner walls / inner door in stainless steel	•/•	•/•
Concealed heating element	•	•
Upper rack adjustable in height	Three-level button	Three-level button
Lower rack with fold-back inserts	•	•
Third upper rack	•	-
Maximum Ø dishes in upper rack mm	235	235
Maximum Ø dishes in lower rack mm	300	300
ELECTRICAL SPECIFICATIONS		
Power (V-Hz)	220-230/50	220-230/50
Power cord cm	150	150
Schuko Plug	•	•
WEIGHT, DIMENSIONS, INSTALLATION		
Net weight kg	41.5	41.5
Gross weight kg	43.5	43.5
Height mm	818-868	818-868
Width mm	598	598
Depth mm	550	550
Door adjustment	Variable fulcrum	Variable fulcrum
Recess (LxHxP) mm	600x820x575	600x820x575
Adjustment plinth depth/height mm	100-200	100-200
Front adjustment rear legs	•	•

				
Catalogue reference	page 220	page 221	page 222	page 223
MODEL	FBCD 362 NF ED	FBC 362 NF ED	FBC 342 TNF ED	FBC 362 FE
Type	Combination	Combination	Combination	Combination
Finish	Fully concealed	Fully concealed	Fully concealed	Fully concealed
Fastening	Flat hinges	Sliding system	Sliding system	Sliding system
Reversible doors	•	•	•	•
PERFORMANCE				
Total gross capacity	282 L	282 L	242 L	277 L
Total net capacity	264 L	264 L	232 L	275 L
Energy efficiency class	A++	A++	A+	A+
Energy consumption (kWh/year) based on results of standard tests over 24 hours*	234	234	219	309
Autonomy without electricity (h)	16	16	14	19
Freezing power (kg/24h)	9	9	5	0.35
Climate class	SN-T	SN-T	SN-T	SN-T
Noise level dB(A) re 1pW	38	38	36	35
GENERAL FEATURES				
No Frost/Self-ventilated	X/X	X/X	X/-	-/X
Electronic regulation	•	•	•	-
Digital display	•	•	•	-
Independent temperature adjustment Fridge/Freezer	•	•	•	•
Adjustable thermostat	•	•	•	•
Temperature indicator	•	•	•	-
Rapid freezing indicator light	•	•	•	-
Lighting	LED	LED	LED	Glow
No. compressors	1	1	1	1
Insulation	R600	R600	R600	R600
FRIDGE COMPARTMENT				
Air+ Cooling system	x	x	-	x
Defrost	Auto	Auto	Auto	Auto
"FRESH 0°C" area	x	x	-	-
Pull-out glass shelves	5/-	5/-	3	5/-
Egg tray	•	•	-	•
Fruit & vegetable drawer	•	•	2	•
Usable volume fresh food compartment (litres)	201 L	201 L	173 L	195 L
FREEZER COMPARTMENT				
Freezer cooling system	No Frost	No Frost	No Frost	Static
Defrost	Auto	Auto	Auto	Auto
Total compartments of which removable drawers	3	3	3	3
Rapid freezing	x	x	•	-
Number of ice trays	1	1	1	1
Usable volume (net) frozen food compartment (litres)	63 L	63 L	59 L	80 L
ELECTRICAL SPECIFICATIONS				
Max power absorbed (W)	160W	160W	155W	140W
Power (V-Hz)	220-240/50	220-240/50	220-240/50	220-240/50
Power cord cm	245	245	•	245
WEIGHT, DIMENSIONS				
Gross weight kg	62.5	62.5	61.0	52.2
Net weight kg	58	58	58	50.6
Height mm	1770	1770	3	1770
Width mm	540	540	540	540
Depth mm	545	545	545	545
Recess (LxHxP) mm	1776x560x555	1776x560x555	1776x560x555	1776x560x555

				
Catalogue reference	page 224	page 225	page 228	page 229
MODEL	FBRD 361 FED	FBRD 360 FED	FFSI 350 NF ED X	FRSI 400 F ED X
Type	Single-door	Single-door	Freezer	Single-door
Finish	Fully concealed	Fully concealed	Stainless steel	Stainless steel
Fastening	Flat hinges	Flat hinges	Slot in	Slot in
Reversible doors	•	•	•	•
FEATURES				
Total gross capacity	291 L	311 L	262 L	352 L
Total net capacity	285 L	305 L		
Energy efficiency class	A++	A++	A+	A++
Energy consumption (kWh/year) based on results of standard tests over 24 hours*	219	114	304	112
Autonomy without electricity (h)	15	-	12	-
Freezing power (kg/24h)	3	-	18	-
Climate class	SN-T	SN-T	SN-T	SN-T
Noise level dB(A) re 1pW	35	37	41	39
GENERAL FEATURES				
No Frost/Self-ventilated	-/X	-/X	X/-	-/X
Electronic regulation	•	•	•	•
Display	•	•	Touch	Touch
Independent fridge/freezer temperature regulation	-	-	•	•
Adjustable thermostat	•	•	•	•
Temperature indicator light	•	•	•	•
Rapid freezing indicator light	-	-	•	•
Lighting	Led	LED	LED	LED
No. compressors	1	1	1	1
Insulation	R600	R600	R600	R600
REFRIGERATOR COMPARTMENT				
Air+ cooling system	x	x	-	ventilated
Defrost	Automatic	Automatic	-	Automatic
"COOL 0°C" compartment	x	x	-	-
Removable glass shelves	4/-	4/-	-	6
Egg tray	•	•	-	x
Cheese box (Ready)			-	
Fruit and vegetable drawer	•	•	-	3
Usable volume fresh food compartment (litres)	264 L	310 L	-	350 L
FREEZER COMPARTMENT				
Freezer cooling system	Static	-	No Frost	-
Defrost	Auto	-	Automatic	-
Total compartments of which removable drawers	1	-	7	-
Rapid freezing	-	-	5	-
Number of ice trays	1	-	x	-
Number of ice trays	1	-	1	-
Total capacity (gross) frozen food compartment (litres)	-	-	262 L	-
ELECTRICAL CHARACTERISTICS				
Max absorbed power (W)			160W	160W
Power supply (V-Hz)	220-240/50	220-240/50	220-240/50	220-240/50
Power supply cord cm	245	245	•	•
WEIGHT, DIMENSIONS				
Gross weight kg	640	700	742	735
Net weight kg	610	680	707	700
Height mm	1770	1770	1850	1850
Width mm	540	540	600	600
Depth mm	545	545	630	630
Built-in compartment (LxHxP) mm	1776x560x555	1776x560x555	-	-

NEW



NEW



Catalogue reference

page 232

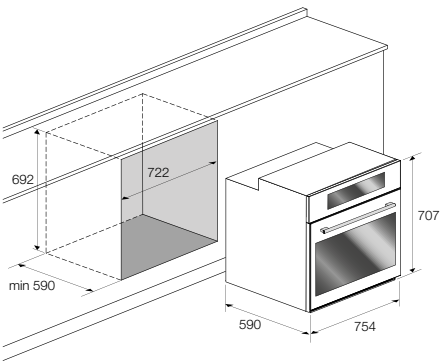
page 233

MODEL	FWC 8746 U TC X	FWC 8841 TC X
Type	Wine cellar	Wine cellar
Finish	Glass with stainless steel frame	Glass with stainless steel frame
Bottle capacity up to no.	46 Ø 76 mm	41 Ø 76 mm
Door opening	folding, reversible	folding, reversible
PERFORMANCE		
Cooling system	Compressor	Compressor
Temperature zones	2	2
Adjustable temperature (upper zone)	from + 05 to + 12 °C	from + 05 to + 12 °C
Adjustable temperature (lower zone)	from + 12 to + 22 °C	from + 12 to + 22 °C
Anti-vibration system	•	•
Anti-condensation system	•	•
Anti-UV protection	•	•
Climate class	SN-T	SN-T
CONTROL SYSTEM		
Programming	Electronic	Electronic
Display	Touch	Touch
Automatic dual circuit hot/cold	•	•
Control Indicator light	•	•
ACCESSORIES		
Anti-UV insulating glass	•	•
Lighting type /no.	LED	LED
Wood shelves type/no.	Beech/6	Beech/6
Telescopic rails No.	6	6
ELECTRICAL SPECIFICATIONS		
Power (V-Hz)	220/240 50 Hz	220/240 50 Hz
Power cord	•	•
Schuko Plug	•	•
SIZE		
Width mm	595	592
Height mm	870	885
Depth mm	520	555
Recess (LxHxP) mm	600x870x570	560x866x560

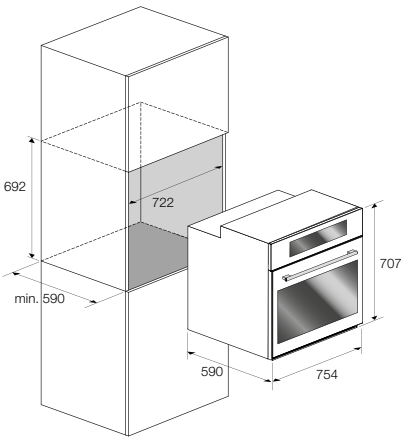
INSTALLATION OVENS CUT OUT

RECESS DRAWINGS

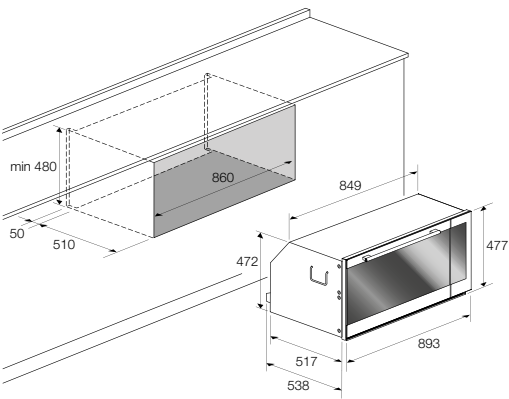
30” UNDER THE TOP



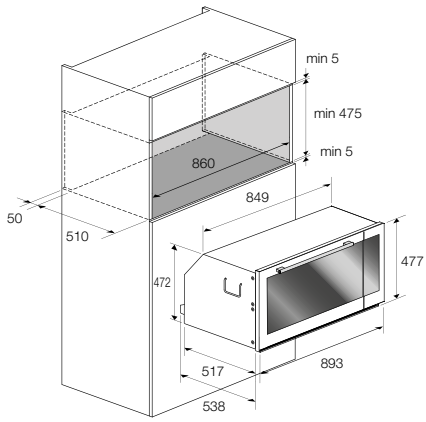
30” COLUMN



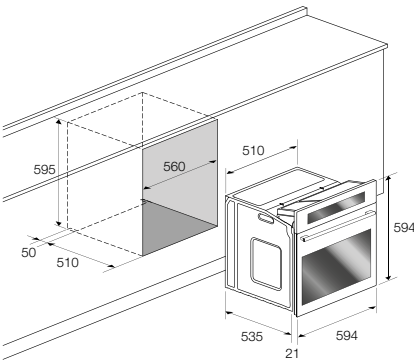
UNDER THE TOP 90X48



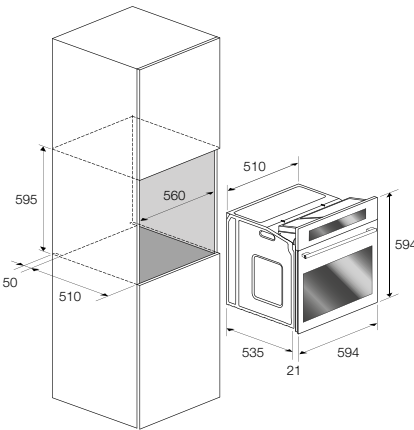
COLUMN 90X48



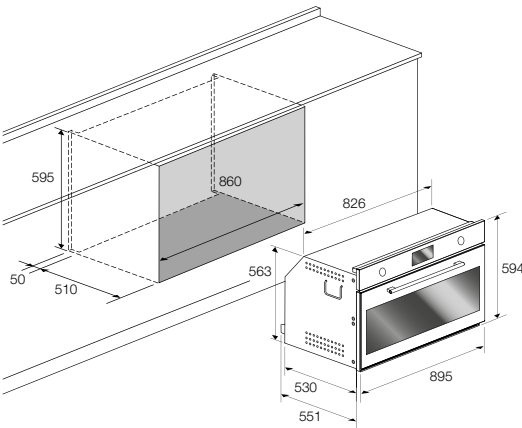
60” UNDER THE TOP



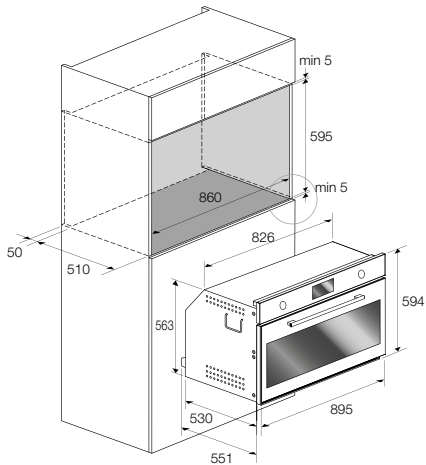
60 CM COLUMN



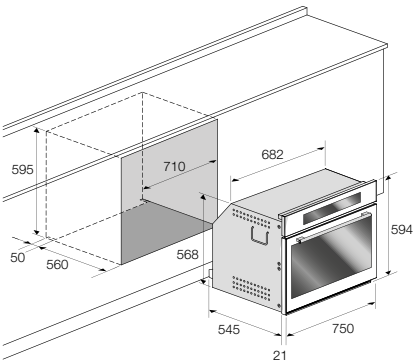
UNDER THE TOP 90X60



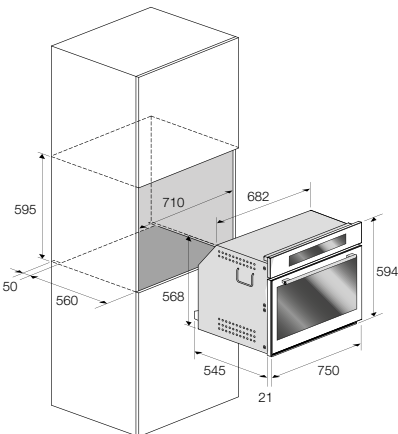
COLUMN 90X60



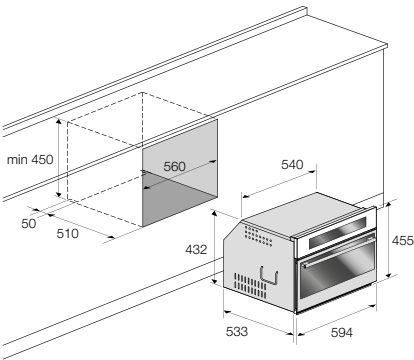
75” UNDER THE TOP



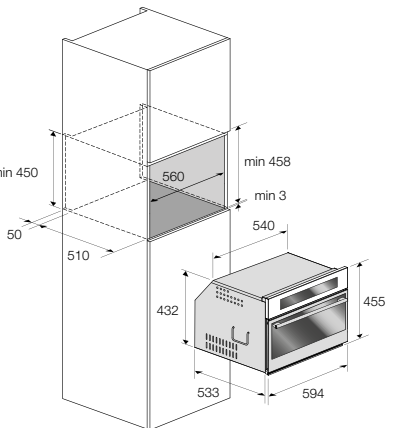
75 CM COLUMN



45” UNDER THE TOP




45 CM COLUMN



FULGOR
MILANO

ONE FAMILY. ONE PASSION.

Love of good cooking and a passion for local ingredients has been the driving force behind generations of Italian families. The aroma of long hours of food preparation and the brightly coloured, festive tables are memories that linger in our memories and give us a sense of home even when we are far away. These things are what being Italian is all about. Fulgor Milano diffuses this deeply-held feeling and puts cutting-edge technology into the tools that it makes every day as a reminder of your kitchen at home and turns the people who use them into great chefs. With a long history of successes and a huge amount of experience in the OEM sector, Meneghetti Spa, the brand owner of Fulgor Milano, creates collections where design and high performance merge to evoke the Italian dream.






DECLARATION OF THE MANUFACTURER

The manufacturer declares that, depending on their type, the products in this catalogue conform to the fundamental requirements of European Directives and, for this reason, the product bears the CE mark, for which this declaration of conformity was issued and made available to market supervisory bodies.

DISPOSAL OF USED APPLIANCES


At the end of their useful life, these appliances may not be disposed of with normal urban waste, but must be delivered to a collection and recycling point for electrical and electronic equipment. This is indicated by the symbol shown on the product, in the instruction manual or on the packing materials. The materials used in this appliance can be reused in conformity with their intended use. Thanks to the reuse, recycling or other forms of recovery of unusable appliances, you will make a contribution to protecting our natural environment. You can obtain information about the disposal points for unusable appliances from your local authorities.



The manufacturer will not be liable for any inaccuracies in this catalogue due to typographic errors. We reserve the right to make improvements or necessary changes to products without altering their essential specifications. Products can be modified following requests for improvements and CE standards.



MORE TO SEE
www.fulgor-milano.com



Graphic design
STUDIOBREDÀ.com

Coordination
Brand Manager Fulgor

3D images
Studio NOA

Collection n°7 copyright 2016-17

