

DRAWER 700 SERIES 30"









CODE ID

30" WARMING DRAWER STAINLESS STEEL DOOR

F71WD3001



-  Sliding Telescopic Rails
-  Keep Warm Function
-  Leavening
-  Slow Cooking
-  Thawing
-  Push Opening



WARMING DRAWER

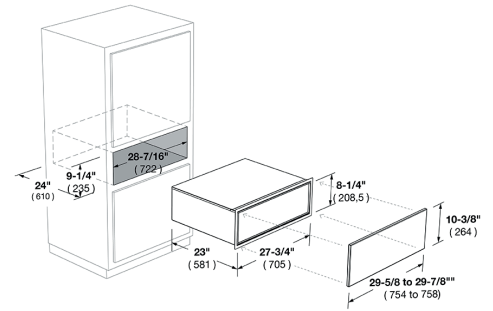
Knob Control
Installation with Overlay Panel
Heavy Duty full extendable telescopic rails
Large capacity 2,1 cu. ft.
Convection heating system for a more heating distribution
All stainless steel structure
Warming Temperature range; min. 86 °F up to 190 °F
Push-Pull system to open and close door
2 Internal lights
Non-slip rubber mat

DRAWER 30" FUNCTIONS

Pre-heat dishes
Pre-heat coffee cups
Keep warm ready food
Defrosting
Leavening dough
Slow cooking min. 86 °F up to 190 °F

DISTINTO

30" WARMING DRAWER OVERLAY PANEL



CODE ID	F7IWD3001 - 30" WARMING DRAWER	
Type	Warming Drawer	
Front finish	Overlay panel	
Internal shelf	Inox	
Compatible with ovens	F75P30S1 - F7DP30S1 - F4SP30S1	
PERFORMANCE		
Maximum temperature	194°F / 90°C	
Cooking at low temperature (slow cooking)	•	
Leavening	•	
Heating dishes and food	•	
Slow close assistance	-	
Open / Close push - pull system	•	
CONTROL		
Thermostat	86°F - 194°F / 30°C - 90°C	
Fan assisted	•	
Function Indicator / Thermostat on/off	•	
SAFETY		
Safety front	•	
ELECTRICAL SPECIFICATIONS		
Max power absorbed (W)	1100W	
Power (V-Hz)	120/60	
Power cord	•	
Plug	•	
CAPACITY		
Volume (cbft-litri)	2,1	61.4
DIMENSIONS		
Overall dim - Width	29 - 5/8"	(754 mm)
Overall dim - Height	10 3/8"	(264 mm)
Overall dim - Depth	23"	(583 mm)
Door Depth with Overlay	15/16"	(24 mm)
Cut-out - Width	28 7/16"	(722 mm)
Cut-out - Height	9 1/4"	(235 mm)
Cut-out - Depth	24"	(610 mm)
WEIGHT		
Net Weight	67.2 lbs	30.5 Kg
Gross Weight	74.1 lbs	33.6 Kg