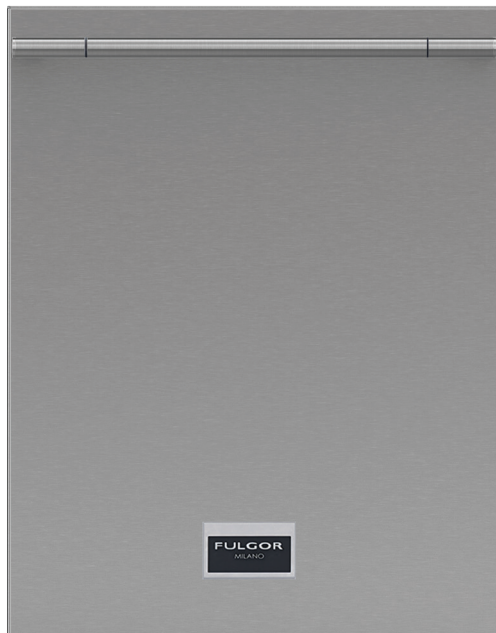











BUILT-IN DISHWASHER 60

FPDW 82103 XX
FPDW HNDKT



-  Digital Commands
-  Delayed start
-  1/2 Load Cycle
-  Steel tank
-  Crystal Cycle
-  Fast Wash Cycle
-  A+++ Energy Efficiency Class

BUILT-IN DISHWASHER

Width 60 cm
Stainless steel door with handle
13 place settings
Soft touch controls with display on the top of the door

FEATURES

Balanced Door
Double-pivot hinge with toe kick adjustment from 105 to 175 mm
Basket system with handle
Lower basket loads dishes up to 30 cm of diameter
External LED for detecting operation status
Predisposition for multi-tablet detergents
Salt and rinse aid reset indicator
Water softener
Possibility of connection to hot water pipe (max 60 ° C): reduces by 30% the consumption of electricity

PROGRAMS

10 programs
5 temperatures: 38° - 45° - 55° - 65° - 70° C
Delayed start ½ to 24 hours
Door opening at the end of the cycle

SPECIAL PROGRAMS

Half Load (distributed as an option)
Disinfection
Intensive washing of pots
Drying by residual heat

SAFETY

AquaProtekt
Water leakage protection
Water level sensors in the tub



STAINLESS STEEL
FPDW 82103 XX

NOTE:

The Fulgor Milano badge is included in the Pro Handle Kit. Its installation / position is at the customer's discretion.

Dishwasher and Pro Handle Kit are sold separately with the following codes:

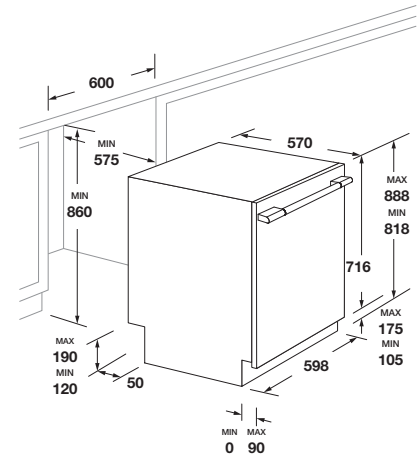

FPDW 82103 XX
FPDW HNDKT

Dishwasher
Pro Handle Kit



PROFESSIONAL

DISHWASHER



FPDW 82103 XX	
Type	Built-in
Finishing	Door and handle in stainless steel
PERFORMANCE	
Energy efficiency class	A+++
Washing class	A
Drying class	A
Water consumption (Liters / cycle)	12 L
Estimated annual energy consumption Kwh	258
Estimated annual water consumption liters	3360 L
Sound level dB (A) re 1pW	44
FEATURES	
Max number of covers / IEC	13
Electronic control	•
Delayed departure (hours)	1/2 - 24
Digital display	White
internal tub lighting	-
End of cycle indicator light	•
Multi tablets dispenser	•
Drying with Auto Opening of the door	•
Cold / hot water supply (max 60 ° C)	•/•
SAFETY	
AcquaStop	•
Salt lack warning	•
Lack of rinse aid indicator	•
Water softener adjustable from 0 to 90 ° dF	Electronic regulation
STRUCTURAL FEATURES	
Tank / counter door AISI 304 stainless steel	•/•
Retractable electric heating element	•
Adjustable upper basket in stainless steel	Push button on 3 levels
Lower folding basket in stainless steel	•
3rd Upper Basket	•
Maximum Ø of the dishes in the upper basket mm	235
Maximum Ø of the dishes in the lower basket mm	300
ELECTRICAL CHARACTERISTICS	
Voltage / Frequency (V - Hz)	220 - 230 / 50
Power cable m.	1,5
Schuko plug	•
WEIGHT, DIMENSIONS, INSTALLATION	
Net weight kg	41,5
Gross weight kg	43,5
Height mm	818 - 868
Width mm	598
Depth mm	550
Opening door	Double rotation hinges
Cut-out (W x H x D) mm	598 x (min 818 - MAX 888) x 570
Toe kick adjustment mm	120 - 190
Front rear feet adjustment	•