

22" OVERLAY BUILT-IN FRIDGE

FM4BM22FBI

CONTROL

Cooling system	Frost Free
Control system	Electronic

CAPACITIES

Total net volume, cu. ft. (liters)	8.37 (237)
Fresh food net volume, cu. ft. (liters)	6.0 (170)
Freezer net volume, cu. ft. (liters)	2.37 (67)

FRIDGE FEATURES

Control Display	Digital
Automatic Defrost	Yes
Interior Lighting	LED
Shelves	3 Glass
Crispers	2 Transparent
Door Bins	3
Compressor	Variable speed with inverter (VCC)
Fan Assisted Cooling	Yes
Air Duct Cover	Stainless

FREEZER FEATURES

Automatic Defrost	Yes
Freezer Drawer	3 Transparent

TECHNICAL INFORMATION

Dedicated Circuit, V/Amps	120/15
Supply voltage, V/Hz Rated	115/60
Current, Amps	2
Noise level, dB(A)	41

DIMENSIONS

Product H x W x D, in (mm)	69-5/8 x 21-1/4 x 21-5/8 (1769 x 540 x 550)
Package H x W x D, in (mm)	72-7/16 x 22-7/16 x 22-9/16 (1840 x 570 x 573)
Product weight, lbs (kg)	133 (60)
Packed weight, lbs (kg)	144 (65)

PERFORMANCE

Energy Star Qualified	Yes
Refrigerant	R600a

FINISH OPTIONS

Stainless	No
Panel Ready	Yes



APPLIANCE HIGHLIGHTS

Contemporary European design.
Hettich™ hinge, allowing true integrated install.
Digital display.
Easy-glide crisper.
Holiday mode / ECO mode.
Temperature alarm.
Super cool / Super freeze function.
Glass shelves.
LED lighting.
Field reversible doors.
3D door adjustment, for easy door panel alignment.
Ultra quiet 41 dB(A).

RECOMMENDED PANEL DIMENSIONS

Fridge Panel

Height, in (mm) 42-7/8 (1088)
Width - see "Door Overlay Calculations" pg 2
Thickness, in (mm) Minimum 3/4 (19) - Maximum 1-1/4 (32)
Maximum Weight, lbs (kg) 46 (20)

Freezer Panel

Height, in (mm) 28-1/8 (715)
Width - see "Door Overlay Calculations" pg 2
Thickness, in (mm) Minimum 3/4 (19) - Maximum 1-1/4 (32)
Maximum Weight, lbs (kg) 46 (20)

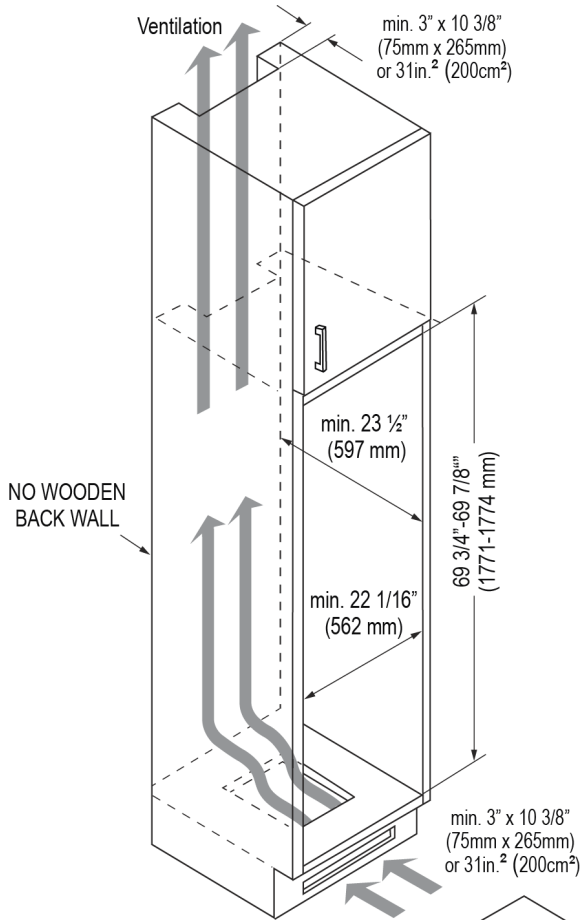


Installation Note:

For the most up-to-date information of any of the products in this manual, please visit www.fulgor-milano.us, or call your local dealer prior to final installation of the product. Fulgor Milano reserves the right to make updates to the information and products or discontinue models without notice. Any information regarding applicable limited warranty may be found in accompanying product materials or call your local dealer for further details. Proper installation is responsibility of the installer. Fulgor Milano declines all responsibility for damages to products, property, or people deriving from incorrect installation or improper, erroneous or unsuitable use. All product dimensions are noted in inches and metric units.

22" OVERLAY BUILT-IN FRIDGE

FM4BM22FBI

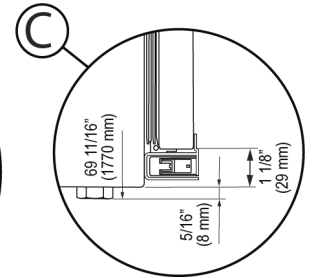
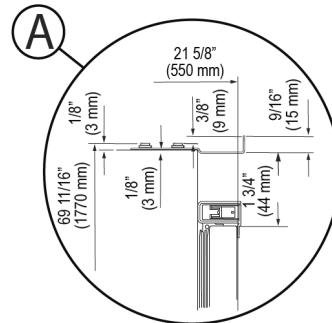
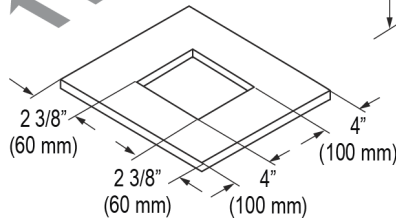
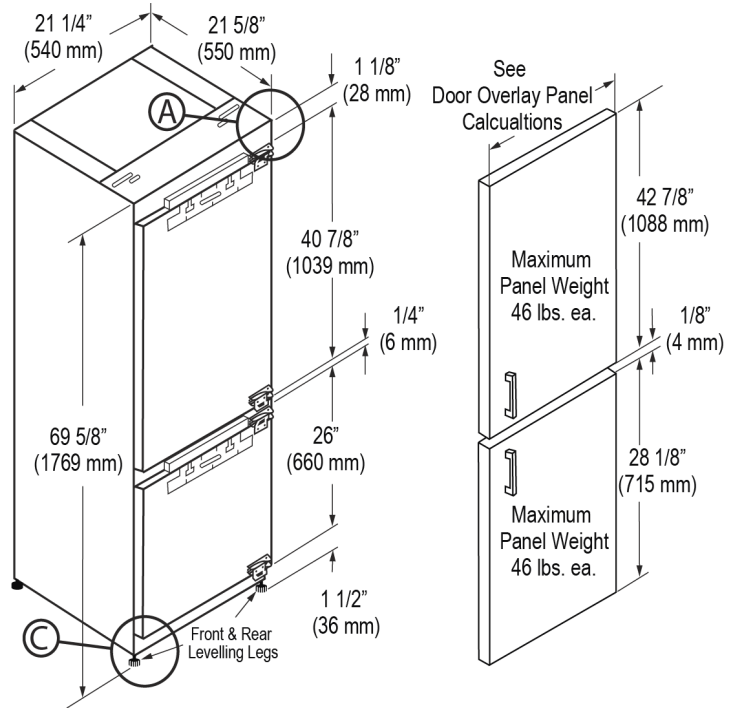


Door Overlay Panel Width Calculations;

+ outside cabinet dimension

- gap space between cabinet doors/drawers walls (1/16" to 1/8" each side).

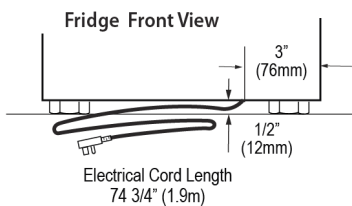
= overall door overlay panel width



⚡ ELECTRICAL

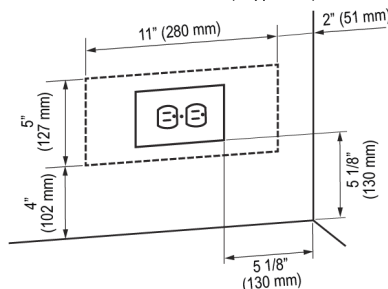
Electrical outlet should be located in adjacent cabinets for ease of access for installations and removals.

Electrical cord is 1.9m (74 3/4") in length and located 1/2" (12mm) from the floor and 3" (76mm) from the right side (when facing at the front of the fridge).



Suggested Electrical Wall Outlet Location

----- Niche Back Panel Cut Out (if applicable)



Installation Note:

For the most up-to-date information of any of the products in this manual, please visit www.fulgor-milano.us, or call your local dealer prior to final installation of the product. Fulgor Milano reserves the right to make updates to the information and products or discontinue models without notice. Any information regarding applicable limited warranty may be found in accompanying product materials or call your local dealer for further details. Proper installation is responsibility of the installer. Fulgor Milano declines all responsibility for damages to products, property, or people deriving from incorrect installation or improper, erroneous or unsuitable use. All product dimensions are noted in inches and metric units.