

24" MULTIFUNCTION EASY-CLEAN OVEN

MATTEO 100 SERIES



MODEL CODE

F1MSM24MB1



True Convection



Multi-level Cooking



Cool Touch Door



Interior Lighting



Digital Controls



Americans with Disabilities Act †

DESCRIPTION

The Matteo 100 series 24" oven combines sleek, modern style with practical functionality in a compact design. Its exclusive matte black finish adds a sophisticated touch, while intuitive knob controls make meal preparation effortless. This oven features an easy-to-clean interior, a powerful multi-pass broiler, and true convection for even, consistent cooking. At 24" in height, it's ideal for ADA-compliant installations and versatile enough for various design applications. Highly regarded by high-rise developers, the 100 series ovens offer exceptional value, style, and performance in every kitchen.

FEATURES

- Knob and electronic controls
- True Convection
- Black Porcelain enamel interior
- 1 Halogen light
- 2 Chrome racks
- Enameled Broiler Pan

FUNCTIONS

- True Convection
- Convection Broil
- Broil
- Convection Bake
- Convection Roast
- Bake

INCLUDED ACCESSORIES

2 x 12200230	Chromed rack
42105291	Enameled Broiler pan

OPTIONAL ACCESSORIES

FMTELG	Telescopic Guides
--------	-------------------

† To achieve full ADA compliance, please consult the current ADA requirements for product installation instructions.

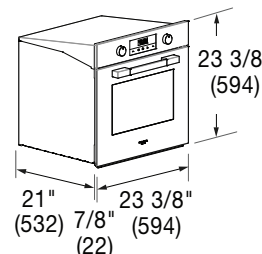
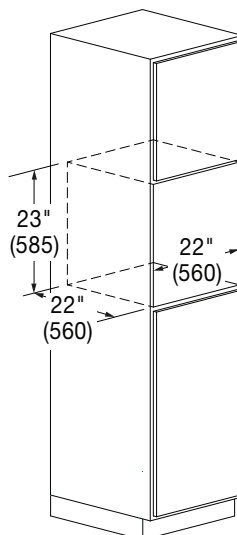
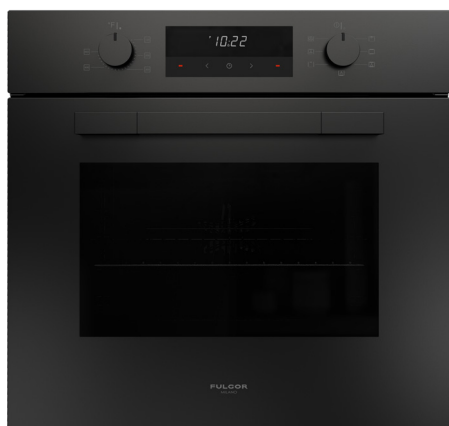
24" MULTIFUNCTION EASY-CLEAN OVEN



MODEL CODE

MATTEO 100 SERIES

F1MSM24MB1



MODEL CODE	24" MULTIFUNCTION EASY-CLEAN OVEN F1MSM24MB1	
GENERAL DETAILS		
Finish	Matte Black	
Control Type	2 Knobs / 3 Touch Buttons	
Display	White LED	
Oven Type	Convection	
Temperature (min - max), °F (°C)	120 - 480	(50 - 250)
Rack Positions	5	
Interior Lights	1 x 20 W Halogen	
CAPACITY		
Volume, cu. ft. (L)	2.36	(66.8)
Useable Width, in. (mm)	18-1/8	(460)
Useable Height, in. (mm)	13-3/4	(350)
Useable Depth, in. (mm)	16-5/16	(15)
DIMENSIONS / WEIGHT		
Product Width, in. (mm)	23-3/8	(594)
Product Height, in. (mm)	23-3/8	(594)
Product Depth, in. (mm)	21	(532)
Cutout Width, in. (mm)	22	(560)
Cutout Height (min), in. (mm)	23	(585)
Cutout Depth (min), in. (mm)	22	(560)
Net Weight, lbs. (kg)	90	(41)
POWER / RATINGS (240 V, 60 Hz)		
Broil Upper Heating Element	1200 W	
Upper Auxiliary Element	1000 W	
Concealed Lower Bake Element	1100 W	
Convection Element	2300 W	
TECHNICAL DETAILS		
kW / Amps rating at 120-240 V, 60 Hz	2.35 kW - 9.8 A	
kW / Amps rating at 120-208 V, 60 Hz	1.80 kW - 8.6A	
Power Cable	4-Wire Conduit – Hardwire Connection	
Power Cable Length, in. (mm)	56	(1422)
Electrical Circuit	240 / 208 V - 60 Hz - 15 A	
INSTRUCTIONS FOR USE		
Use & Care Manual / Installation Manual	English / French / Spanish	
WARRANTY		
Limited Warranty	Parts and Labor (2-year)	