







24" COFFEE MACHINE

MATTEO 700 SERIES

MODEL CODE

F7MBC24S1



-  On-demand Hot Water
-  Bean Hopper - Adjustable Grinder
-  Cappuccino/Latte Maker
-  LED Lighting
-  Americans with Disabilities Act †
-  Fingerprint-resistant Stainless Steel

DESCRIPTION

The Matteo 700 Series 24" built-in coffee machine, finished in fingerprint-resistant stainless steel, blends style, performance, and Italian craftsmanship, making it an ideal addition to any premium kitchen. Imagine starting your day with a freshly ground espresso, a rich Americano, or a creamy cappuccino—this fully automatic coffee system brings the true Italian coffee experience to your home. Easy to use and maintain, it offers customizable presets so you can tailor each cup to your personal taste. With a front-accessible water tank and waste compartment, upkeep is effortless, and every unit includes a milk frothing canister for that perfect finish.

FEATURES

3 Temperature Settings
 5 Customizable Coffee Strength Settings: extra-strong, strong, medium, mild, extra-mild
 5 Customizable Cup Size Settings: espresso, small, medium, large, mug
 Stand-by (energy saving)
 Water Hardness Setting
 Coffee and Water Refill Indicators
 Empty Waste container indicator
 Cleaning Indicator
 Descale Indicator

FUNCTIONS

Espresso / Double Espresso
 Coffee / Double Coffee
 Latte
 Cappuccino
 Milk froth
 Warm milk
 Hot water
 Steam
 Water heating time: 1 minute
 Automatic rinsing cycle

INCLUDED ACCESSORIES

1C0000197 Frother for Milk
 1C0000198 Container for Milk
 1C0000254 Right Guide for Telescopic Rails
 1C0000253 Left Guide for Telescopic Rails
 1C0000218 Power Cord with Plug

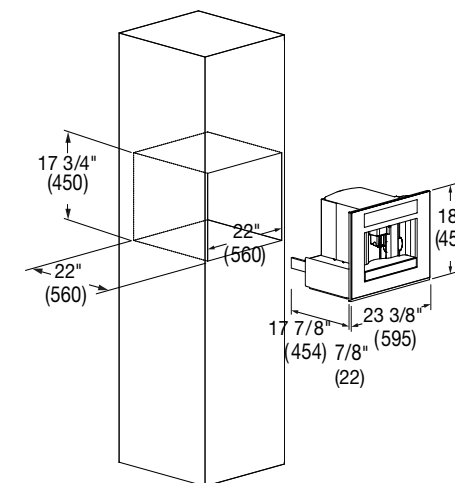
† To achieve full ADA compliance, please consult the current ADA requirements for product installation instructions.

24" COFFEE MACHINE

MATTEO 700 SERIES

MODEL CODE

F7MBC24S1



MODEL CODE	24" COFFEE MACHINE F7MBC24S1	
GENERAL DETAILS		
Finish	Stainless Steel	
Control Type	Electronic Touch Control	
Language	19 including: English (USA) / English (UK) / French / Spanish	
FEATURES		
Total number of modes	30	
Automatic modes	Coffee, Steam, Hot water	
Cups of coffee dispensed at a time	1 or 2	
Adjustable grinder	13 settings	
Maximum cup height in. (mm)	3 7/8 (100)	
Dispenser for steam and hot water	Yes	
LED lighting	2	
Auto wakeup	Yes	
Auto shutoff	Yes	
Drip tray	Removable	
Fill Water Tank Warning	Yes	
CAPACITY		
Water tank capacity, fl.oz (L)	60	(1.8)
Bean hopper capacity, oz (g)	7	(200)
DIMENSIONS / WEIGHT		
Product Width, in. (mm)	23-3/8	(595)
Product Height, in. (mm)	18	(456)
Product Depth, in. (mm)	17-7/8	(454)
Cutout Width, in. (mm)	22	(560)
Cutout Height (min), in. (mm)	17-3/4	(450)
Cutout Depth (min), in. (mm)	22	(560)
Recess (WxHxD), in. (mm)	22 x 17-3/4 x 22	(560 x 450 x 560)
Net Weight, lbs. (kg)	66	(30)
POWER / RATINGS (120V, 60HZ)		
Max rated power (W)	1350 W	(120 V)
Pump pressure (bar)	15	
INSTRUCTIONS FOR USE		
Use & Care Manual / Installation Manual	English / French / Spanish	