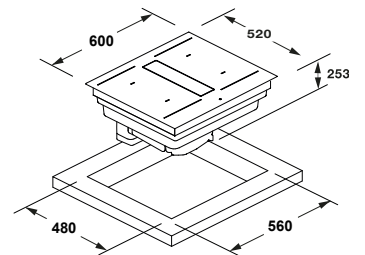


## ARIA+ induction 60

FHH 600 ID TC BK/2



- Multi-Control Touch Slider
- Black Glass Ceramic finish
- 4 cooking zones (2 vertical bridge zones)
- 9 power levels + Booster
- Temp. maintenance function
- Chef function
- Timer
- Power limit (optional)
- Built-In extraction hood
- Extraction booster
- Energy Class A++



## Features


Induction hob with incorporated extraction hood equipped with a patented waterproof motor. One home appliance combining a high-performance hob with an efficient on-surface extraction. The Chef function allows you to differentiate the temperature of the cooking zones. Other functions include: adjustable delayed auto power off, grease filter maintenance warning, a light indicator for the regeneration of activated carbon ceramic filters, and automatic extraction hood power-off when the flap is closed. Moreover, this product comes with the following accessories: an anti-grease filter kit including a surface cleaning scraper. The tube kit and carbon filter kit are available on request:



BLACK GLASS CERAMIC  
FHH 600 ID TC BK/2  
EAN 8019801036066



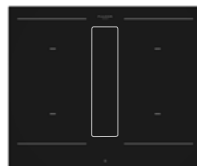
DUCT KIT  
FDUCTKIT ARIA+/2  
EAN 8019801036080



CARBON FILTER KIT  
FCHF ARIA+  
EAN 801980103274

# INDUCTION HOBS

GLASS-CERAMIC INDUCTION HOBS



FHH 600 ID TC BK/2		
Dimension	60	
Technology	Induction B4	
Type of glass	Black Glass Ceramic	
Control type	Touch	
Version	with extraction hood	
Efficiency class	A ++	
INDUCTION HOB TECHNICAL DATA		
Power limiter	•	
Power levels	9 + P	
Booster	5 minutes	
Controls	Multifunction Touch Control	
Power level indication slider	•	
Residual heat indicator for each zone	•	
FUNCTIONS		
	“Pause and Resume” function	Pan detector
	Overheating prot. device	Tem. lock Controls
	Children lock	Operation timer
	Melt function (44 °C)	Aut. fast heating
	Single zone timer	Chef function
	Buzzer	Bridge function
4 ZONES		
Zone Dimension	220 X 190 mm	
Bridge function	2 vertical bridge zones	
Max zone power (L9)	2100W	
Booster zone power	3000W	
HOOD TECHNICAL DATA		
Adjustable delayed auto power off	•	
Anti-grease filter maintenance indicator	•	
Ceramic filter regeneration LED indicator	•	
Internal water discharge valve	•	
Dishwasher-safe filter	•	
Regenerable ceramic odour filter removable from the top (optional)	•	
Automatic hood shut-off when the flap is closed	•	
Motor under the glass	•	
Patented waterproof motor	•	
Air exhaust plastic connection	•	
Maximum flow rate (m³ / h)	700	
Pressure (Pa)	540	
Motor power (W)	220	
Voltage (V)	220 - 240	
Frequency (Hz)	50 - 60	
Sound power max sp. dB(A)	62	
Controls	Multifunction Touch Control	
DIMENSIONS		
Width x Height x Depth (mm)	600 x 249 x 520	
Cutout Width x Depth (mm)	560 x 480	
PERFORMANCE		
Max power absorbed (kW)	7.36	
Voltage (V)	220/240	
Frequency (Hz)	50/60	
INSTRUCTION MANUAL		
Use and installation manual	IT - EN - FR - DE - ES - RU	