

LABEL POSITION IN THE USER MANUAL



The silver label is usually located on the first or last pages of the manual. We recommend sending a photo of the label to our customer service department to help facilitate product identification. It is essential for us to obtain the FINISHED PRODUCT CODE (consisting of 15 digits) shown on the label.

LABEL POSITION ON THE PRODUCTS

The infographic is intended to provide an approximate indication of the viewing point of the label on the product; the position may vary slightly for each individual model.




RANGES

The label is located on the door frame inside the range when the door is open.



OVENS

The label is located on the door frame inside the oven when the door is open.



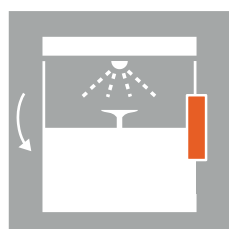
HOBS

The label is located under the base of the cooktop.



BARBECUE

The label is located under the base of the Barbecue.



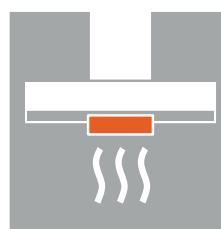
DISHWASHER

The label is located inside the dishwasher door, on the right side when the door is open.



DRAWERS

The label is located under the open drawer.



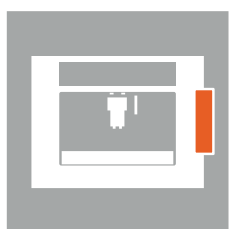
HOODS

The label is located under the filters of the hood.



REFRIGERATORS

The label is visible when opening the door on both sides of the fridge/freezer.



COFFEE SISTEM

The label is located on the right side of the machine when it is open.



WINE CELLARS

The label is positioned on the right side of the wine cellars.



SINKS

The label is visible under the sinks.