

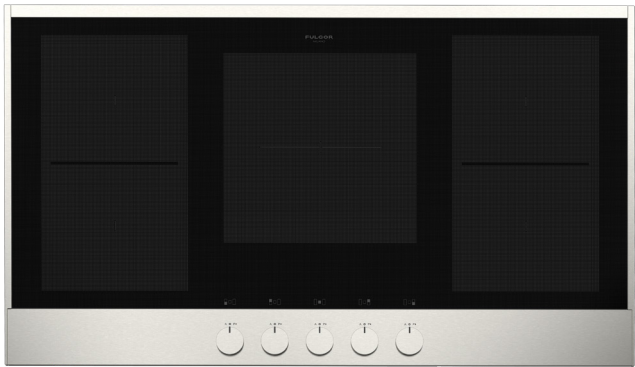
# ENOVA INDUCTION 36"










CODE ID

700 SERIES ENOVA 36 INCH INDUCTION COOKTOP

F7EIK36AS1



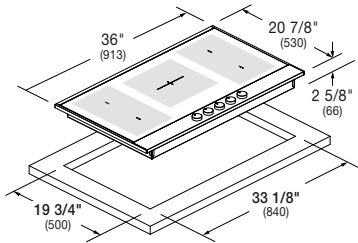
-  Easy Clean Ceramic Glass
-  Bridge Zone
-  Power Boost Burner
-  Pan Detection system
-  Digital Controls
-  Residual Heat Sensor
-  Warming Function

## SUMMARY DESCRIPTION

The Enova 700 series 36" Satin Aluminum Cooktop has a unique design incorporating elegant tactile knobs on a 5/8" thick metal frame. Although this cook top does not feature the customizable trims, it still offers the unique design in a standard finish. The cook top features our Quantum induction for unsurpassed power and efficiency. Each cooktop has 5 cooking zones controlled via an elegant electronic knob, with one 11" max power zone plus 2 bridge zones, each zone featuring, warm, warm plus, 1-9 levels, with boost and auto functions. The Enova cook top has all the functionality and performance you would expect from an ultra premium appliance in an exclusive and unique design.

## SPECIFICATIONS

- Elegant Ceramic glass surface
- 5 Cooking Zones
- Booster function for each cooking zone
- Residual heat and Power-on Indicators
- Melting and Simmering function
- Knob Controlled
- Pot Detection System
- Child Lock Function
- Failure Codes Indication
- Digital Display for Power Level
- Automatic Preheat Function



CODE ID		F7EIK36AS1			
Size		36"			
Aesthetics		Stainless Steel			
COOKTOP					
Type		Induction			
Cooking Surface		Ceramic Glass			
Knobs layout		Flat			
INDUCTION CONTROL FEATURES					
Induction Features		Pot Detection System		Child lock function	
		Cooling fan system		Cooking Power Levels indication	
Knob for power setting		•			
Cooking Power Levels		1 to 9			
Wide digital display for power level indication		•			
Melting Function 113°F/45°C		•			
Warming Function 158°F / 70°C		•			
Simmer Function 205°F / 95°C		•			
Booster/Fast boil function for each zone		•			
Automatic Preheat Function		•			
Bridge Function		•			
Residual heat indication		•			
COOKING ZONES FEATURES		Dimension		Power	
5 Cooking Zone (2 Bridge Zone)					
1 Front Left	Octa Inductor	8-5/8" x 7-1/8"	220 x 180 mm	Level 9 - 2100W	Booster - 3700W
2 Rear Left	Octa Inductor	8-5/8" x 7-1/8"	220 x 180 mm	Level 9 - 2100W	Booster - 3700W
3 Middle dual circuit	Round Inductor	11"	Ø 280 mm	Level 9 - 2600W	Booster - 5500W
4 Front Right	Octa Inductor	8-5/8" x 7-1/8"	220 x 180 mm	Level 9 - 2100W	Booster - 3700W
5 Rear Right	Octa Inductor	8-5/8" x 7-1/8"	220 x 180 mm	Level 9 - 2100W	Booster - 3700W
DIMENSIONS / WEIGHT					
Overall - width		36"		913 mm	
Overall - height (Without Conduit)		2 5/8"		66 mm	
Overall - depth		20 7/8"		530 mm	
Cutout - width		33 1/8"		840 mm	
Cutout - depth		19 3/4"		500 mm	
Gross Weight		56,2 lbs		25,5 kg	
POWER / RATINGS (208/240 V, 60 Hz)					
KW/Amps rating at 240V, 60Hz		10,8 kW - 45Amps			
KW/Amps rating at 208V, 60Hz		9,4 kW - 45Amps			
Conduit		•			
INSTRUCTIONS FOR USE					
Use & Care Manual - Installation Manual		EN, SP, FR			