


# ENOVA INDUCTION 48"










CODE ID

F7ECIK48AS1

700 SERIES ENOVA CUSTOM 48 INCH INDUCTION COOKTOP



-  Easy Clean Ceramic Glass
-  Bridge Zone
-  Power Boost Burner
-  Pan Detection system
-  Digital Controls
-  Residual Heat Sensor
-  Warming Function

## SUMMARY DESCRIPTION

The Enova 700 series 48" Customizable Satin Aluminum Cooktop has a unique design incorporating elegant tactile knobs recessed into a 5/8" thick metal frame with removable and interchangeable control panel insert and side profiles. These profiles are available in matte black, brushed brass, or satin aluminum finishes are included. The cook top features our Quantum induction for unsurpassed power and efficiency. Each cooktop has 5 cooking zones controlled via an elegant electronic knob, with one 11" max power zone plus 2 bridge zones, each zone featuring, warm, warm plus, 1-9 levels, with boost and auto functions. The Enova cook top has all the functionality and performance you would expect from an ultra premium appliance in an exclusive and customizable design.

## SPECIFICATIONS

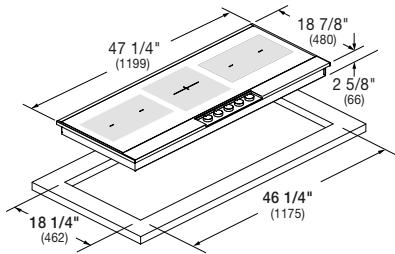

- Elegant Ceramic glass surface
- 5 Cooking Zones
- Booster function for each cooking zone
- Residual heat and Power-on Indicators
- Melting and Simmering function
- Knob Controlled
- Pot Detection System
- Child Lock Function
- Failure Codes Indication
- Digital Display for Power Level
- Automatic Preheat Function

## INCLUDED ACCESSORIES

- Enova Custom Metal Kit

ENOVA

48" INDUCTION COOKTOP



CODE ID		F7ECIK48AS1			
Size	48"				
Aesthetics	Stainless Steel				
COOKTOP					
Type	Induction				
Cooking Surface	Ceramic Glass				
Knobs layout	Embedding				
INDUCTION CONTROL FEATURES					
Induction Features	Pot Detection System		Child lock function		
	Cooling fan system		Cooking Power Levels indication		
Knob for power setting	•				
Cooking Power Levels	1 to 9				
Wide digital display for power level indication	•				
Melting Function 113°F/45°C	•				
Warming Function 158°F / 70°C	•				
Simmer Function 205°F / 95°C	•				
Booster/Fast boil function for each zone	•				
Automatic Preheat Function	•				
Bridge Function	•				
Residual heat indication	•				
COOKING ZONES FEATURES	Dimension		Power		
5 Cooking Zone (2 Bridge Zone)					
1 Left/Left	Octa Inductor	8-5/8"x 7-1/8"	220 x 180 mm	Level 9 - 2100W	Booster - 3700W
2 Left/Centre	Octa Inductor	8-5/8"x 7-1/8"	220 x 180 mm	Level 9 - 2100W	Booster - 3700W
3 Middle dual circuit	Round Inductor	11"	Ø 280 mm	Level 9 - 2600W	Booster - 5500W
4 Right/Centre	Octa Inductor	8-5/8"x 7-1/8"	220 x 180 mm	Level 9 - 2100W	Booster - 3700W
5 Right/Right	Octa Inductor	8-5/8"x 7-1/8"	220 x 180 mm	Level 9 - 2100W	Booster - 3700W
DIMENSIONS / WEIGHT					
Overall - width			47 1/4"	1199 mm	
Overall - height (Without Conduit)			2 5/8"	66 mm	
Overall - depth			18 7/8"	480 mm	
Cutout - width			46 1/4"	1175 mm	
Cutout - depth			18 1/4"	462 mm	
Gross Weight			64 lbs	29 kg	
POWER / RATINGS (208/240 V, 60 Hz)					
KW/Amps rating at 240V, 60Hz	10,8 kW - 45Amps				
KW/Amps rating at 208V, 60Hz	9,4 kW - 45Amps				
Conduit	•				
INSTRUCTIONS FOR USE					
Use & Care Manual - Installation Manual	EN, SP, FR				